

# North Dakota Board of Nursing

## NURSING EDUCATION ANNUAL REPORT

Fiscal Year 2024-2025



*The North Dakota Board of Nursing is recognized by the United States Department of Education as the state approval agency for nurse education in North Dakota.*

## Table of Contents

Overview and Methodology .....	4
United States Department of Education .....	6
Certificate & Diploma (One-Year) Practical Nurse Programs .....	8
Associate Degree Practical Nurse Programs .....	9
Associate Degree Registered Nurse Programs .....	9
Baccalaureate Degree Registered Nurse Programs .....	10
Direct-Entry Master’s Degree Registered Nurse Programs .....	10
Master’s Degree Advanced Practice Registered Nurse Programs .....	10
Doctoral Degree Advanced Practice Registered Nurse Programs .....	11
Practical Nurse Education Programs .....	12
Education Curriculum .....	12
Program Enrollment Capacity .....	14
Program Enrollment .....	15
Practical Nurse Student Characteristics .....	17
Age .....	17
Racial Composition .....	18
Ethnic Composition .....	19
Gender .....	20
Program Graduates .....	20
Fiscal Year 2024-2025 NCLEX-PN ® Program Pass Rates .....	22
Graduates Licensed in North Dakota as Practical Nurses FY 2024-2025 .....	23
Practical Nurse Program Faculty .....	25
Faculty Position Vacancies .....	25
Faculty Characteristics .....	26
Age .....	26
Racial Composition .....	26
Gender .....	26
Highest Academic Achievement of Faculty .....	27
Full-time Faculty Highest Academic Achievement .....	27
Part-time Faculty Highest Academic Achievement .....	27
Registered Nurse Education Programs .....	29
Education Curriculum .....	29
Program Enrollment Capacity .....	32
Registered Nurse Student Characteristics .....	35

Age.....	35
Racial Composition.....	36
Ethnic Composition.....	37
Gender .....	38
Program Graduates.....	39
Fiscal Year 2024-2025 NCLEX-RN ® Program Pass Rates .....	42
Graduates Licensed in North Dakota as Registered Nurses FY 2024-2025 .....	43
Registered Nurse Program Faculty .....	45
Faculty Position Vacancies.....	46
Faculty Characteristics .....	46
Age.....	46
Racial Composition.....	47
Gender .....	47
Highest Academic Achievement of Faculty.....	48
Full-time Faculty Highest Academic Achievement.....	48
Part-time Faculty Highest Academic Achievement.....	49
Advanced Practice Registered Nurse Education Programs.....	50
Education Curriculum.....	50
Program Enrollment .....	51
Advanced Practice Registered Nurse Student Characteristics .....	52
Age.....	52
Racial Composition.....	53
Ethnic Composition.....	53
Gender .....	54
Program Graduates.....	54
Graduates by APRN Specialty .....	56
Advanced Practice Registered Nurse Certification Exam First-Time Tester Pass Rates .....	57
Advanced Practice Registered Nurse Program Faculty .....	58
Faculty Position Vacancies.....	58
Faculty Characteristics .....	59
Age.....	59
Racial Composition.....	59
Gender .....	59
Highest Academic Achievement of Faculty.....	60
Full-time Faculty Highest Academic Achievement.....	60

Part-time Faculty Highest Academic Achievement.....	61
Programs Utilizing Faculty Developmental Program (FDP) Rules .....	62
Programmatic Summaries Listed by Institution .....	65
Dakota Nursing Program Consortium Partner Institutions .....	65
Dickinson State University.....	67
North Dakota State College of Science .....	68
Rasmussen University.....	70
Sitting Bull College .....	70
University of Mary .....	71
University of North Dakota.....	72
Recognized Distance Nursing Education Programs.....	73
Student Clinical Placements in North Dakota .....	76
Summaries of NDAC Related Approvals and Compliance Reports .....	77

## Overview and Methodology

The North Dakota Board of Nursing (NDBON) requires each approved prelicensure nursing education program to submit a comprehensive annual report. Data for the fiscal year (FY) 2024-2025 report was collected by the NDBON in collaboration with the National Council of State Boards of Nursing (NCSBN) in fulfillment of continuing compliance monitoring for ongoing approval of North Dakota nursing education programs in accordance with NDAC 54-03.2-07-09. The report provides a descriptive analysis of all data collected. Aggregate data collected from each NDBON approved nursing education program for this report is from the time period established in NDAC between July 1, 2024, and June 30, 2025.

All annual nursing education program data submitted is reviewed and evaluated for compliance with *NDAC Article 54-03.2 Standards for Nursing Education Programs*. Required data submitted by program nurse administrators for the comprehensive annual nursing education report aligns with U.S. Department of Education requirements for ND Board of Nursing recognition as a nationally accredited agency for approval of nurse education in North Dakota.

According to *NDAC Section 54-03.2-07-09 (2a.)* ND Board of Nursing approved nursing education programs are reevaluated at a minimum of every five years to ensure compliance with the standards for nursing education. A program that holds national nursing accreditation may seek the Board's approval through a paper survey process if the program received full approval following an onsite survey of no more than five years prior, if quality indicators remain constant as evidenced by the information provided in the NDBON Annual Nursing Education Report submission, and if the National Council Licensure Examination (NCLEX®) pass rate for first-time test takers has remained above 80% in three of the last four years. If a program does not hold national nursing accreditation, an onsite survey is required every five years. Survey information and Board-related actions are described in the *Programmatic Summaries by Institution* section at the end of this report.

Statistical data detailed in this report includes current and historical data regarding students, education program capacity, curriculum, graduates, NCLEX® results, and faculty for each nursing education program. Data and information included for each approved program includes 1) progress toward achievement of stated program objectives 2) qualifications and major responsibilities of the nurse administrator and each faculty member 3) current enrollment by class and student-teacher ratios 4) number of admissions per year for the past five years 5) number of graduates per year for past five years 6) curriculum plan 7) descriptions of resources and facilities, clinical areas and contractual arrangements.

Each program provides comprehensive information regarding practice facilities utilized for clinical practice experiences. Over 250 different entities in North Dakota are utilized by approved nursing programs to meet student clinical practice experience requirements. The NDBON monitors students' performance on state board examinations quarterly through NCLEX® reports from NCSBN and Pearson VUE. The past year and ten-year trend NCLEX® statistics are included in the report for practical and registered nurses. The report also includes quarterly data submitted by programs utilizing *NDAC 54-03.2-04-08.1 Faculty Developmental Program* during the fiscal year. The Faculty Developmental Program rules allow programs with Board approval to utilize baccalaureate prepared faculty who are continuously enrolled and progressing in a graduate nursing education program. Programs may have up to fifteen percent of faculty full-time equivalents or one faculty full-time equivalent for a program with seven or fewer faculty who are academically unqualified per NDAC.

Each nursing education program is required to submit a current academic year course catalog for review. This report includes information throughout that verifies the collection of a current academic year course catalog from each of the nursing education programs. Information verified using the course catalog and referred to within the report includes, but is not limited to, national nursing accreditation, student and

academic policies, clinical practice related policies including immunization, background check policies, courses, library resources and admission, progression and graduation policies, and curriculum design.

A student handbook or program brochure that includes student policies for selection, progression (promotion), and graduation was provided with each program's annual report data, and policies and procedures were reviewed and verified. Each program also provided an explanation of how it safeguards student health and safety and procedures for the safety and well-being of enrolled students, with the annual data, which were reviewed and verified. Finally, each program submitted yearly fiscal budget information that was reviewed and analyzed for comparability with the most recent annual and survey report submissions and alignment with programmatic change requests as applicable.

A narrative summary is provided for each of the approved nursing education programs which includes budgetary details submitted by the program and program related Board actions for the fiscal year, including major programmatic changes and notifications, innovative nursing projects, program surveys and/or compliance reports.

To request further information, please contact the ND Board of Nursing at [education@ndbon.org](mailto:education@ndbon.org).

North Dakota Board of Nursing ©  
919 South 7<sup>th</sup> Street, STE 504  
Bismarck, ND 58504

[Overview - ND Board of Nursing \(ndbon.org\)](http://ndbon.org)



**Report Completed by:**

Charys Kunkel, PhD, MSN, RN  
Nursing Education Program Coordinator

Samuel Breen, MSN, RN  
Education Division Coordinator

**Acknowledgements:**

- The North Dakota Nursing Education Program Nurse Administrators for survey completion.
- NCSBN Education Team for collaborative support and assistance to obtain survey data.

## **United States Department of Education Grants North Dakota Board of Nursing Continued Recognition as State Approval Agency for Nurse Education**

The North Dakota Board of Nursing (NDBON) was first recognized by the United States Department of Education (DOE) as an approval agency for nurse education in the State of North Dakota in 2002 for a period of two years and has been continuously recognized nationally since that time. The most recent review of the agency for renewal of its recognition occurred between January 2020 to September 2021. DOE staff virtually observed NDBON survey staff during several nursing program surveys during the review period as part of the recognition renewal review process. The NDBON is one of only five Boards of Nursing in the U.S. that are recognized by the DOE as specialized accrediting agencies.

The United States DOE Deputy Under Secretary, Jordan Matsudaira, notified the NDBON on May 20, 2022, of his decision to approve the agency's request for renewal of recognition.

The National Advisory Committee on Institutional Quality and Integrity (NACIQI) met on February 23, 2022, to consider the DOE staff analysis report and recommendation related to the NDBON petition for continued recognition. NACIQI unanimously recommended approving the NDBON request for renewal of recognition at the meeting. Mr. Matsudaira concurred with the recommendations of DOE staff and NACIQI and granted the NDBON continued recognition as a statewide programmatic accreditor of nurse education programs in North Dakota for a period of four years.

The NDBON is legally authorized to regulate nurse education programs in the state of North Dakota under the Nurse Practices Act, NDCC, and NDAC. The NDBON presently approves three graduate level nursing education programs, seven baccalaureate programs and five associate degree programs designed to prepare individuals for registered nurse licensure. In addition, the NDBON approves three associate degree programs and four certificate programs for practical nursing. Recognition by the DOE enables professional nurse education programs to seek eligibility for federal assistance pursuant to the Nurse Training Act of 1964, as amended. Recognition by the DOE ensures quality, accountability, and improvement of survey processes for the NDBON and provides reassurance to North Dakota citizens about the quality of nursing education programs in the state.

The DOE provides oversight of the postsecondary accreditation system through its review of all federally recognized accrediting agencies. The DOE holds accrediting agencies accountable by ensuring that they enforce their accreditation standards effectively. Also, as a part of the DOE's oversight roles, the Secretary of Education is required by law to publish a list of nationally recognized accrediting agencies that the Secretary determines to be reliable authorities as to the quality of education or training provided by the institutions of higher education and the higher education programs they accredit. The U.S. Secretary of Education also recognizes State agencies for the approval of public postsecondary vocational education and nurse education.



UNITED STATES DEPARTMENT OF EDUCATION

May 20, 2022

Jane Christianson, RN  
President  
North Dakota Board of Nursing  
919 S. 7th St., Ste. 504  
Bismarck, ND 58504

Dear Ms. Christianson:

I am writing to inform you of my decision on the renewal of recognition of the North Dakota Board of Nursing (NDBN). U.S. Department of Education (Department) staff and the National Advisory Committee on Institutional Quality and Integrity (NACIQI) have each made recommendations to me. These recommendations were made under sections 114 and 496 of the Higher Education Act of 1965, as amended, and pursuant to relevant statutory and regulatory provisions.

Both Department staff and NACIQI recommend that I approve the Agency's request for renewal of recognition. I concur with the recommendations of the Department staff and NACIQI, and accordingly, I approve the NDBN application for continued recognition as a statewide programmatic accreditor of nurse education programs in North Dakota for a period of four years.

Scope of Recognition: NDBN is legally authorized to regulate nurse education programs statewide in North Dakota.

Sincerely,

Jordan  
Matsudair

Digitally signed by  
Jordan Matsudaira  
Date: 2022.05.20 16:09:51  
-04'00'

a

Jordan Matsudaira

Deputy Under Secreta

400 MARYLAND AVE. S.W., WASHINGTON, DC 20202-1100  
www.ed.gov

*The Department of Education's mission is to promote student achievement and preparation for global competitiveness by fostering educational excellence and ensuring equal access.*

## Approved Nursing Education Programs

The table below indicates the total number of approved prelicensure nursing education programs in North Dakota for licensed practical nurses (LPN), registered nurses (RN), and advanced practice registered nurses (APRN) for the past five years. In FY 2024-2025, the NDBON approved one new diploma (one-year) LPN program, one new associate degree RN program, and the first direct-entry master's degree program RN program to be offered in the state.

Year	Certificate or Diploma Practical	Associate Practical	Associate Registered	Baccalaureate	Master's	Doctorate
2021	4	3	5	7	1	3
2022	4	3	5	7	1	3
2023	4	3	5	7	1	3
2024	5	3	6	7	2	3
2025	5	3	6	7	2	3

All North Dakota's prelicensure nursing education programs and approval status during FY 2024-2025 are listed in the following tables. For the most up-to-date information about a nursing education program's approval status, see the NDBON website at [Approved Nursing Programs – ND Board of Nursing](#) or visit the institution's website for more information about the type of programs and tracks offered.

Certificate & Diploma (One-Year) Practical Nurse Programs	NDBON Approval	National Accreditation
<b>Bismarck State College (BSC), Dakota Nursing Program Consortium Partner</b> Main Campus: Bismarck, ND Consortium Director: Julie Traynor, MS, RN, CNE Nurse Administrator: Alex Glatt, MSN, RN, CNE	Full	Higher Learning Commission (HLC)
<b>Dakota College at Bottineau (DCB), Dakota Nursing Program Consortium Partner</b> Main Campus: Bottineau, ND Consortium Director: Julie Traynor, MS, RN, CNE Nurse Administrator: Paige Baade, MSN, RN	Full	HLC
<b>Lake Region State College (LRSC), Dakota Nursing Program Consortium Partner</b> Main Campus: Devils Lake, ND Consortium Director: Julie Traynor, MS, RN, CNE Nurse Administrator: Karen Clementich, MSN, RN	Full	HLC
<b>Williston State College (WSC), Dakota Nursing Program Consortium Partner</b> Main Campus: Williston, ND Consortium Director: Julie Traynor, MS, RN, CNE Nurse Administrator: Gail Raasakka, MSN, RN, CNE	Full	HLC
<b>North Dakota State College of Science (NDSCS)</b> Main Campus: Wahpeton, ND Nurse Administrator: Debra Smith, MSN, RNC-NIC	Full	HLC Accreditation Commission for Education in Nursing (ACEN)

Associate Degree Practical Nurse Programs	NDBON Approval	National Accreditation
<b>Dickinson State University (DSU)</b> <b>Main Campus: Dickinson, ND</b> <b>Nurse Administrator: Collette Christophers, EdD, MSN, RN, PHN, CNE; Carey Haugen, DNP, APRN, AGCNS-BC</b>	Full	HLC ACEN
<b>North Dakota State College of Science (NDSCS)</b> <b>Main Campus: Wahpeton, ND</b> <b>Nurse Administrator: Debra Smith, MSN, RNC-NIC</b>	Full	HLC ACEN
<b>Sitting Bull College (SBC)</b> <b>Main Campus: Fort Yates, ND</b> <b>Nurse Administrators: Lindsey Helm, EdD, MSN, RN, shared role with Candida Goehring, CNP, MSN, RN (appointed 01/03/2024)</b>	Full	HLC

Associate Degree Registered Nurse Programs	NDBON Approval	National Accreditation
<b>Bismarck State College (BSC), Dakota Nursing Program Consortium Partner</b> <b>Main Campus: Bismarck, ND</b> <b>Consortium Director: Julie Traynor, MS, RN, CNE</b> <b>Nurse Administrator: Alex Glatt, MSN, RN, CNE</b>	Full	HLC ACEN
<b>Dakota College at Bottineau (DCB), Dakota Nursing Program Consortium Partner</b> <b>Main Campus: Bottineau, ND</b> <b>Consortium Director: Julie Traynor, MS, RN, CNE</b> <b>Nurse Administrator: Paige Baade, MSN, RN</b>	Full	HLC CNEA
<b>Lake Region State College (LRSC), Dakota Nursing Program Consortium Partner</b> <b>Main Campus: Devils Lake, ND</b> <b>Consortium Director: Julie Traynor, MS, RN, CNE</b> <b>Nurse Administrator: Karen Clementich, MSN, RN</b>	Full	HLC ACEN
<b>Williston State College (WSC), Dakota Nursing Program Consortium Partner</b> <b>Main Campus: Williston, ND</b> <b>Consortium Director: Julie Traynor, MS, RN, CNE</b> <b>Nurse Administrator: Gail Raasakka, MSN, RN, CNE</b>	Full	HLC CNEA
<b>North Dakota State College of Science (NDSCS)</b> <b>Main Campus: Wahpeton, ND</b> <b>Nurse Administrator: Debra Smith, MSN, RNC-NIC</b>	Full	HLC ACEN
<b>University of Jamestown (UJ)</b> <b>Main Campus: Fargo, ND</b> <b>Nurse Administrator: Jennifer Jacobson, MSN, RN</b>	Continuing Initial	HLC

Baccalaureate Degree Registered Nurse Programs	NDBON Approval	National Accreditation
<b>Dickinson State University (DSU)</b> <b>Main Campus:</b> Dickinson, ND <b>Nurse Administrators:</b> Collette Christophers, EdD, RN, PHN, CNE; Carey Haugen, DNP, APRN, AGCNS-BC	Full	HLC ACEN
<b>Minot State University (MSU)</b> <b>Main Campus:</b> Minot, ND <b>Nurse Administrator:</b> Amy Lee, DNP, RN, CNE	Full	HLC Commission on Collegiate Nursing Education (CCNE)
<b>North Dakota State University (NDSU)</b> <b>Main Campus:</b> Fargo, ND <b>Nurse Administrator:</b> Carla Gross, PhD, MSN, RN <b>Second Campus:</b> NDSU Nursing at Sanford Health, Bismarck, ND <b>Director:</b> Charys Kunkel, PhD, MSN, RN	Full	HLC CCNE
<b>Rasmussen University</b> <b>Main Campus:</b> Fargo, ND <b>Nurse Administrator:</b> Mark Alvarez, PhD, RN	Full	HLC CCNE
<b>University of Jamestown (UJ)</b> <b>Main Campus:</b> Jamestown, ND <b>Nurse Administrator:</b> Kimberly Ash, DNP, RN, CNE	Full	HLC CCNE
<b>University of Mary</b> <b>Main Campus:</b> Bismarck, ND <b>Nurse Administrator:</b> Billie Madler, DNP, APRN, FNP	Full	HLC CCNE
<b>University of North Dakota (UND)</b> <b>Main Campus:</b> Grand Forks, ND <b>Nurse Administrator:</b> Maridee Shogren, DNP, APRN, CNM, CLC	Full	HLC CCNE

Direct-Entry Master's Degree Registered Nurse Programs	NDBON Approval	National Accreditation
<b>University of Jamestown (UJ)</b> <b>Main Campus:</b> Fargo, ND <b>Nurse Administrator:</b> Jennifer Jaconsen, MSN, RN	Continuing Initial	HLC

Master's Degree Advanced Practice Registered Nurse Programs	NDBON Approval	National Accreditation
<b>University of North Dakota (UND)</b> <b>Main Campus:</b> Grand Forks, ND <b>Nurse Administrator:</b> Maridee Shogren, DNP, APRN, CNM, CLC	Full	HLC CCNE

Doctoral Degree Advanced Practice Registered Nurse Programs	NDBON Approval	National Accreditation
<b>North Dakota State University (NDSU)</b> <b>Main Campus:</b> Fargo, ND <b>Nurse Administrator:</b> Carla Gross, PhD, MSN, RN <b>Second Campus:</b> NDSU Nursing at Sanford Health, Bismarck, ND <b>Director:</b> Charys Kunkel, PhD, MSN, RN	Full	HLC CCNE
<b>University of Mary</b> <b>Main Campus:</b> Bismarck, ND <b>Nurse Administrator:</b> Billie Madler, DNP, APRN, FNP	Full	HLC CCNE
<b>University of North Dakota (UND)</b> <b>Main Campus:</b> Grand Forks, ND <b>Nurse Administrator:</b> Maridee Shogren, DNP, APRN, CNM, CLC	Full	HLC CCNE Council on Accreditation of Nurse Anesthesia Educational Programs (COA)

## Practical Nurse Education Programs

### Education Curriculum

Credit hours required for graduation from NDBON-approved one-year certificate and diploma practical nurse (PN) programs ranged from 42 to 43 semester credit hours. The required course credit hours are shown in the tables below. Most clinical practice experiences for PN programs occurred in the clinical practice environment and ranged between 47%-86% of the total clinical practice hours required for degree completion. The use of simulation technology as an adjunct to clinical practice experiences ranged from 6% to 17% of the total clinical practice hours required for degree completion, while skills lab practice experiences ranged from 8% to 43% of those hours.

Certificate and Diploma Practical Nurse Program	Semester Credit Hours Required for Degree Completion		
	General and Support Courses	Core Nursing Didactic and Clinical Courses	Total
Bismarck State College, Dakota Nursing Program Consortium (DNPC) Partner, Certificate	20	22	42
Dakota College at Bottineau, Dakota Nursing Program Consortium (DNPC) Partner, Certificate	20	22	42
Lake Region State College, Dakota Nursing Program Consortium (DNPC) Partner, Certificate	20	22	42
Williston State College, Dakota Nursing Program Consortium (DNPC) Partner, Certificate	21	22	43
North Dakota State College of Science Diploma	18	24	42

Certificate and Diploma Practical Nurse Program	Clinical Practice Experience Hours			
	Clinical Practice Environment	Simulation Technology	Skills Lab	Total
Bismarck State College, DNPC Partner Certificate	204 (47.22%)	72 (16.67%)	156 (36.11%)	432 (100%)
Dakota College at Bottineau, DNPC Partner, Certificate	240 (55.56%)	36 (8.33%)	156 (36.11%)	432 (100%)
Lake Region State College, DNPC Partner, Certificate	217 (50.23%)	29 (6.71%)	186 (43.1%)	432 (100%)
Williston State College, DNPC Partner Certificate	248 (57.41%)	48 (11.11%)	136 (31.48%)	432 (100%)
North Dakota State College of Science Diploma	336 (85.71%)	24 (6.12%)	32 (8.16%)	392 (100%)

Credit hours required for graduation from NDBON approved associate degree practical nurse (PN) programs ranged from 63 to 70 semester credit hours. The required course credit hours are shown in the tables below. Most clinical practice experiences for PN programs occurred in the clinical practice environment and ranged between 47%-85% of the total clinical practice hours required for degree completion. The use of simulation technology as an adjunct to clinical practice experiences ranged from 7% to 23% of the total clinical practice hours required for degree completion, while skills lab practice experiences ranged from 8% to 31% of those hours.

Associate Degree Practical Nurse Program	Semester Credit Hours Required for Degree Completion		
	General and Support Courses	Core Nursing Didactic and Clinical Courses	Total
Dickinson State University • AASPN	34	32	66
North Dakota State College of Science • AASPN	22	41	63
Sitting Bull College • ASPN	33	37	70

Associate Degree Practical Nurse Program	Clinical Practice Experience Hours			
	Clinical Practice Environment	Simulation Technology	Skills Lab	Total
Dickinson State University • AASPN	169 (46.9%)	81 (22.56%)	110 (30.64%)	<b>360</b> <b>(100%)</b>
North Dakota State College of Science • AASPN	430 (85.49%)	35 (6.96%)	38 (7.55%)	<b>503</b> <b>(100%)</b>
Sitting Bull College • ASPN	405 (74.32%)	16 (2.7%)	136 (22.97%)	<b>557</b> <b>(100%)</b>

## Program Enrollment Capacity

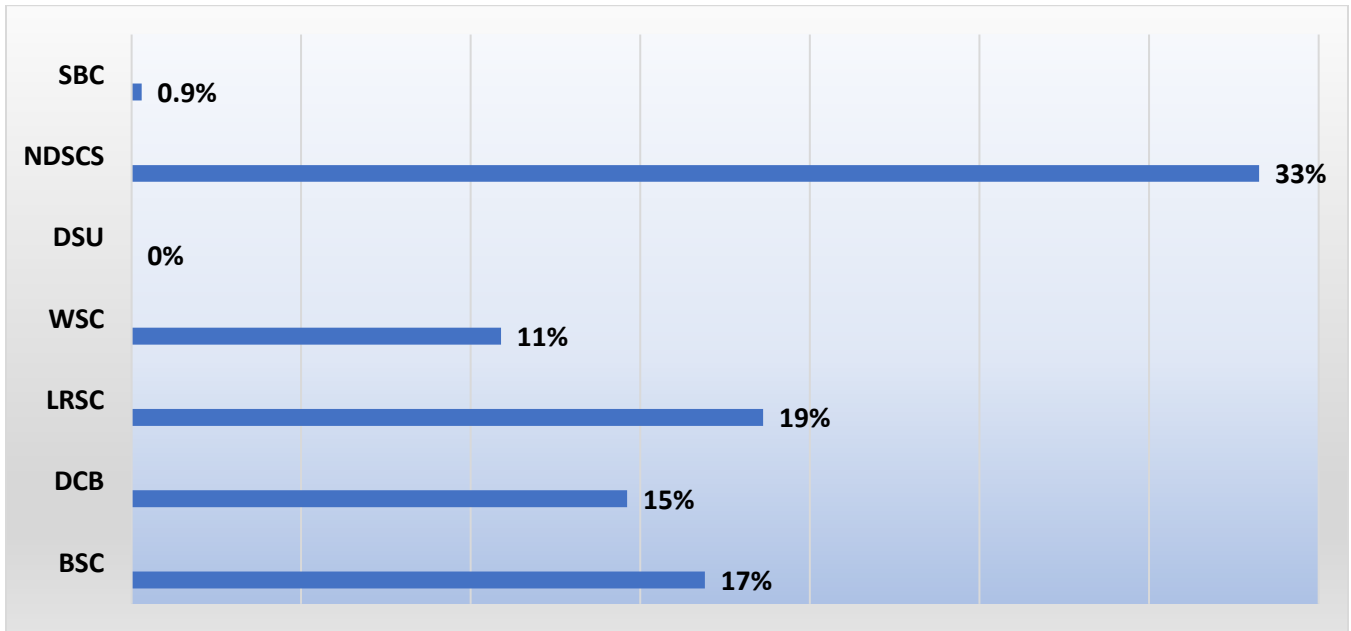
In FY 2024-2025, Practical Nurse programs in ND reported 474 available seats and 349 new student enrollments. Compared with FY 2023-2024, which reported 326 available seats and 227 new student enrollments, the number of available seats increased by 148 (+45%), and the number of new students increased by 121 (+53%).

Practical Nurse Program	Seats Available	Number of New Students Enrolled
<b>Certificate and Diploma Programs</b>		
Bismarck State College, DNPC Partner	68	59
Dakota College at Bottineau, DNPC Partner	72	51
Lake Region State College, DNPC Partner	80	65
Williston State College, DNPC Partner	38	38
North Dakota State College of Science	32	19
<b>Total</b>	<b>290</b>	<b>232</b>
<b>Associate Degree Programs</b>		
Dickinson State University	32	0
North Dakota State College of Science	152	116
Sitting Bull College	10	1
<b>Total</b>	<b>184</b>	<b>117</b>
<b>Certificate and Associate Degree Overall Total</b>	<b>474</b>	<b>349</b>

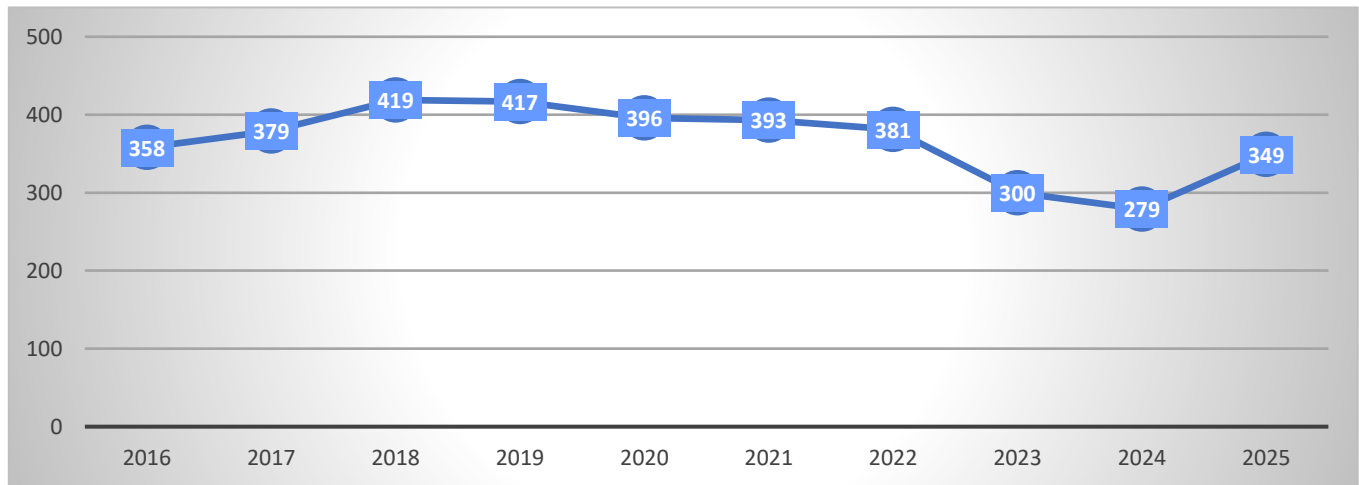
## Program Enrollment

Practical Nurse Program	2024-2025		2023-2024	2024-2025	
	Total Students	% Total Students	Total Students	Difference	% Change
<b>Certificate Programs</b>					
<b>Bismarck State College, DNPC Partner</b>	59	25.43%	50	+9	+18%
<b>Dakota College at Bottineau, DNPC Partner</b>	51	21.98%	32	+19	+59.38%
<b>Lake Region State College, DNPC Partner</b>	65	28.01%	69	-4	-5.8%
<b>Williston State College, DNPC Partner</b>	38	16.38%	29	+9	+31.03%
<b>North Dakota State College of Science</b>	19	8.19%	16	+3	+18.75%
<b>Total</b>	<b>232</b>	<b>100%</b>	<b>196</b>	<b>+36</b>	<b>+18.37%</b>
<b>Associate Degree Programs</b>					
<b>Dickinson State University</b>	0	0.0%	50	-50	-100%
<b>North Dakota State College of Science</b>	116	99.15%	30	+86	+286.67%
<b>Sitting Bull College</b>	1	.85%	3	-2	-66.67%
<b>Total</b>	<b>117</b>	<b>100%</b>	<b>83</b>	<b>+34</b>	<b>+40.96%</b>
<b>Certificate and Associate Degree Overall Total</b>	<b>349</b>	<b>100%</b>	<b>279</b>	<b>+70</b>	<b>25.09%</b>

**Student Enrollment Percentage by Practical Nurse Program**



**Ten Year Student Enrollment Trend for Practical Nurse Programs**



## Practical Nurse Student Characteristics

**Note:** During the 2023-2024 FY, ND State College of Science began transitioning from the AASPN program to a one-year Diploma program, retaining the NCLEX-PN code for the Diploma program originally assigned to the AAS program. The first cohort for the Diploma program began in January 2023, and the last cohort for the AASPN program graduated in December 2024. Combined data from the AAS and Diploma programs were used to answer the following questions for last year's and this year's reports.

### Age

Most practical nurse students in FY 2024-2025 were reported to be in the age range of 21-28, with an average age of 26, which is lower than last year's average of 29. Historical 10-year trends have demonstrated a gradual increase in the age of practical nursing students, averaging 24 or below. The last two reporting periods reflect an increase in the average age of practical nurses.

Practical Nurse Program	Average Student Age
Bismarck State College, DNPC Partner	26
Dakota College at Bottineau, DNPC Partner	28
Lake Region State College, DNPC Partner	27
Williston State College, DNPC Partner	28
Dickinson State University	21
North Dakota State College of Science (combined AAS & Diploma)	24
Sitting Bull College	28
<b>Average Age All PN Students</b>	<b>26</b>

## Racial Composition

Student racial composition is reported for the fourth year using eight categories as compared with previous years, which only reported the category of “Minority” to differentiate from White students. Consistent with other years, most practical nurse students were reported as White, 72.9%. Programs in ND continue to be challenged with increasing racial diversity of students enrolled.

Practical Nurse Program	Racial Composition							
	American Indian/ Alaska Native	Asian	Black/ African American	Native Hawaiian/ Other Pacific Islander	White	Multi-Racial	Other/ Unknown Not Reported	Total Students Reported
Bismarck State College, DNPC Partner	2	4	3	0	48	1	1	59
Dakota College at Bottineau, DNPC Partner	4	2	6	1	35	1	1	50
Lake Region State College, DNPC Partner	4	2	7	0	50	0	2	65
Williston State College, DNPC Partner	3	7	3	0	19	0	6	38
Dickinson State University	0	0	0	0	0	0	0	0
North Dakota State College of Science (combined AAS & Diploma)	0	3	18	2	106	4	4	137
Sitting Bull College	1	0	0	0	0	0	0	1
<b>Total</b>	<b>14</b>	<b>18</b>	<b>37</b>	<b>3</b>	<b>248</b>	<b>6</b>	<b>14</b>	<b>340</b>
<b>Percentage</b>	<b>4.11%</b>	<b>5.29%</b>	<b>10.88%</b>	<b>.88%</b>	<b>72.94%</b>	<b>1.76%</b>	<b>4.11%</b>	<b>100%</b>

## Ethnic Composition

Student ethnic composition is reported for the fourth year. Prior annual education reports have not reported student ethnic composition and have used only the “Minority” category to differentiate from White students. Consistent with previous years, most practical nurse students were reported as being Non-Hispanic or Latino or Spanish in origin.

Practical Nurse Program	Ethnic Composition	
	Hispanic/Latino/ Spanish Origin	Non- Hispanic/Latino /Spanish Origin
Bismarck State College, DNPC Partner	1	58
Dakota College at Bottineau, DNPC Partner	3	48
Lake Region State College, DNPC Partner	2	63
Williston State College, DNPC Partner	6	32
Dickinson State University*	0	0
North Dakota State College of Science (combined AAS & Diploma)	4	131
Sitting Bull College	0	1
<b>Total</b>	<b>16</b>	<b>333</b>

\*not reported

## Gender

Student gender is reported for the fourth year. Prior annual education reports have not reported student gender beyond the “Men” category to differentiate from Female or Other students. Consistent with previous years, most practical nurse students were reported as Female (n=321, 92%).

Practical Nurse Program	Gender			
	Female	Male	Other	Total Students
Bismarck State College, DNPC Partner	55	4	0	59
Dakota College at Bottineau, DNPC Partner	47	4	0	51
Lake Region State College, DNPC Partner	62	3	0	65
Williston State College, DNPC Partner	36	2	0	38
Dickinson State University*	0	0	0	0
North Dakota State College of Science (combined AAS & Diploma)	121	14	0	136
Sitting Bull College	1	0	0	1
<b>Total</b>	<b>321</b>	<b>27</b>	<b>0</b>	<b>350</b>
<b>Percentage</b>	<b>92%</b>	<b>8%</b>	<b>0%</b>	<b>100%</b>

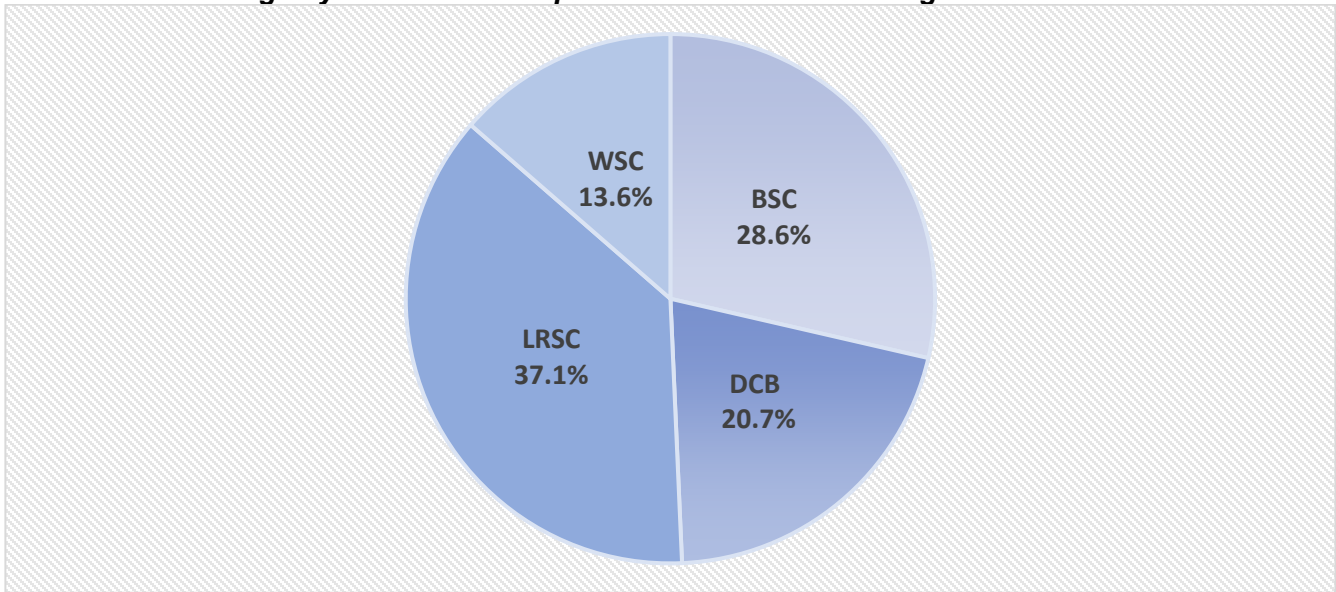
\*not reported

## Program Graduates

Certificate and Diploma Practical Nurse Programs reported a total of 195 graduates in FY 2024-2025. This number reflects a 39% increase from the previous fiscal year.

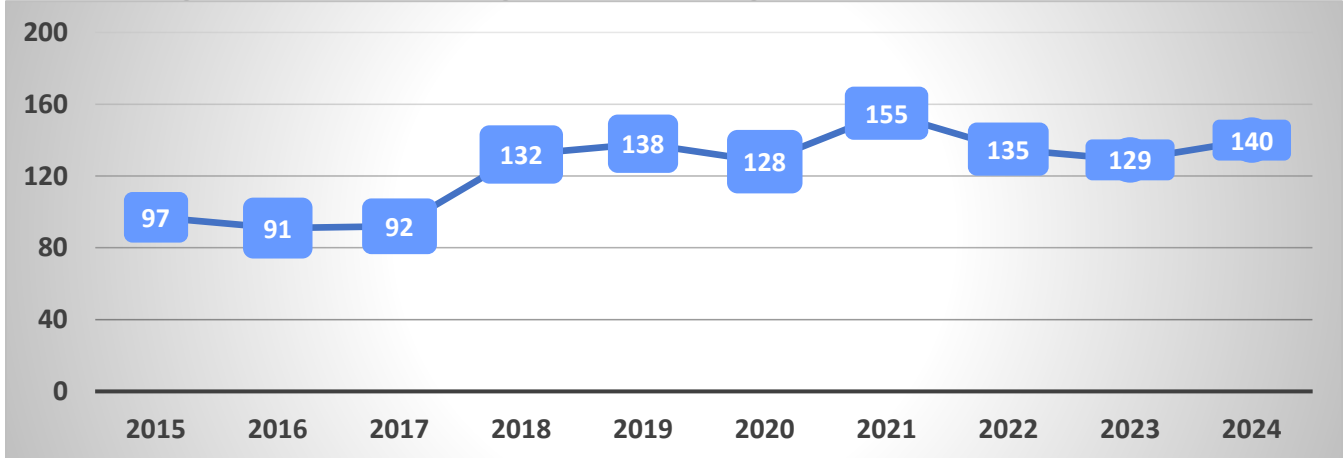
Certificate & Diploma Practical Nurse Program	2024-2025		2023-2024	2024-2025	
	Total Graduates	% Total Graduates	Total Graduates	Difference	% Change
Bismarck State College, DNPC Partner	54	27.69%	40	+14	+35.0%
Dakota College at Bottineau, DNPC Partner	17	8.71%	29	-12	-41.38%
Lake Region State College, DNPC Partner	50	25.64%	52	-2	-3.85%
Williston State College, DNPC Partner	27	13.85%	19	+8	+42.11%
North Dakota State College of Science (combined AAS & Diploma)	47	24.1%	N/A	N/A	N/A
<b>Total</b>	<b>195</b>	<b>100%</b>	<b>140</b>	<b>+55</b>	<b>+39.29%</b>

**Graduate Percentage by Certificate & Diploma Practical Nurse Program**



**Ten Year Graduate Trend for Certificate & Diploma Practical Nurse Programs**

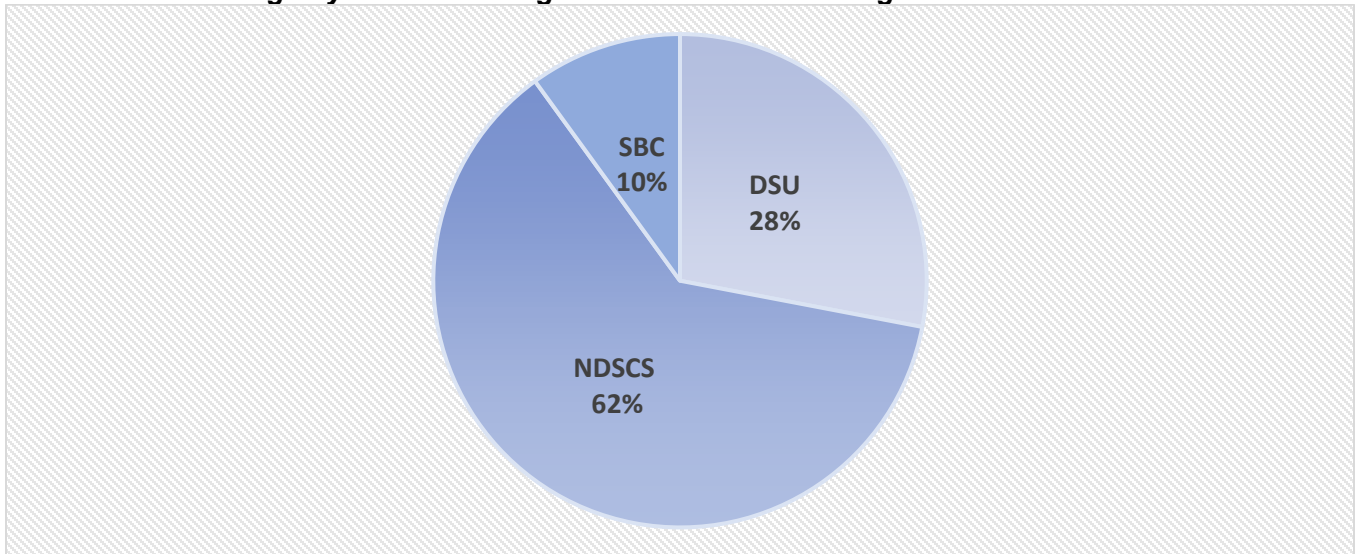
Associate Degree Practical Nurse Programs reported 76 graduates in FY 2024-2025. This number is a



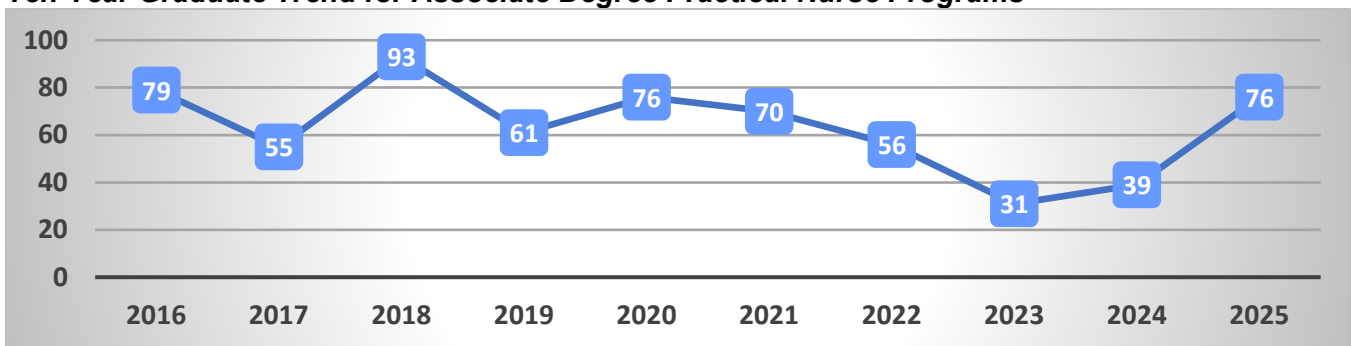
Practical Nurse Program	2024-2025		2023-2024	2024-2025	
	Total Graduates	% Total Graduates	Total Graduates	Difference	% Change
Dickinson State University	21	27.63%	13	+8	+61.54%
North Dakota State College of Science (combined AAS & Diploma)	47	61.84%	23	+24	+104.35%
Sitting Bull College	8	10.53%	3	+5	+166.67%
<b>Total</b>	<b>76</b>	<b>100%</b>	<b>39</b>	<b>+37</b>	<b>+*94.87%</b>

\*94.87% increase from the previous fiscal year for combined NDSCS AAS and Diploma programs.

**Graduate Percentage by Associate Degree Practical Nurse Program**



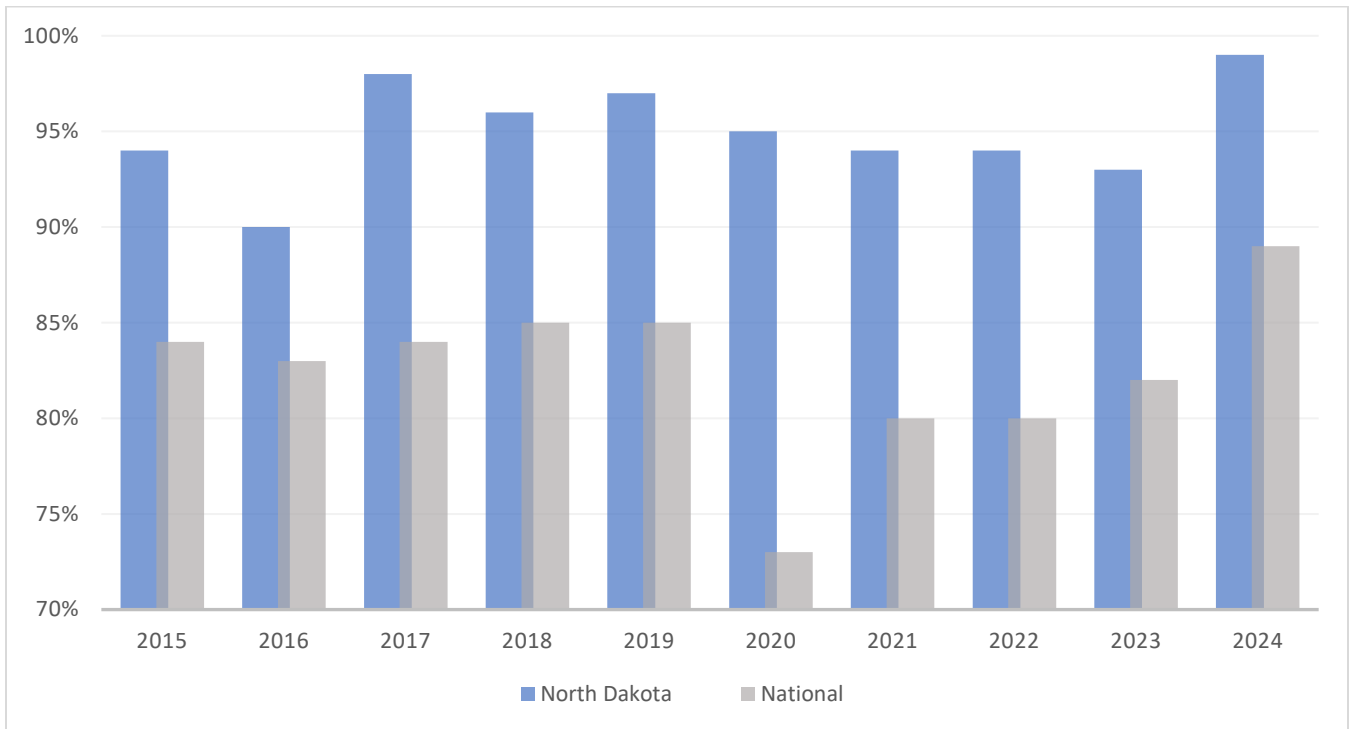
**Ten Year Graduate Trend for Associate Degree Practical Nurse Programs**



**Fiscal Year 2024-2025 NCLEX-PN® Program Pass Rates**

Practical Nurse Program	# First Time Candidates	# Passed	# Failed	% Pass Rate
Bismarck State College, DNPC Partner	24	24	0	100%
Dakota College at Bottineau, DNPC Partner	21	21	0	100%
Lake Region State College, DNPC Partner	44	43	1	97.7%
Williston State College, DNPC Partner	12	12	0	100%
Dickinson State University	17	17	0	100%
North Dakota State College of Science (combined AAS & Diploma)	12	11	1	91.6%
Sitting Bull College	4	4	0	100%
<b>Total</b>	<b>134</b>	<b>132</b>	<b>2</b>	<b>98.5%</b>

### Ten Year NCLEX-PN® Program Pass Rate Trends



### Graduates Licensed in North Dakota as Practical Nurses FY 2024-2025

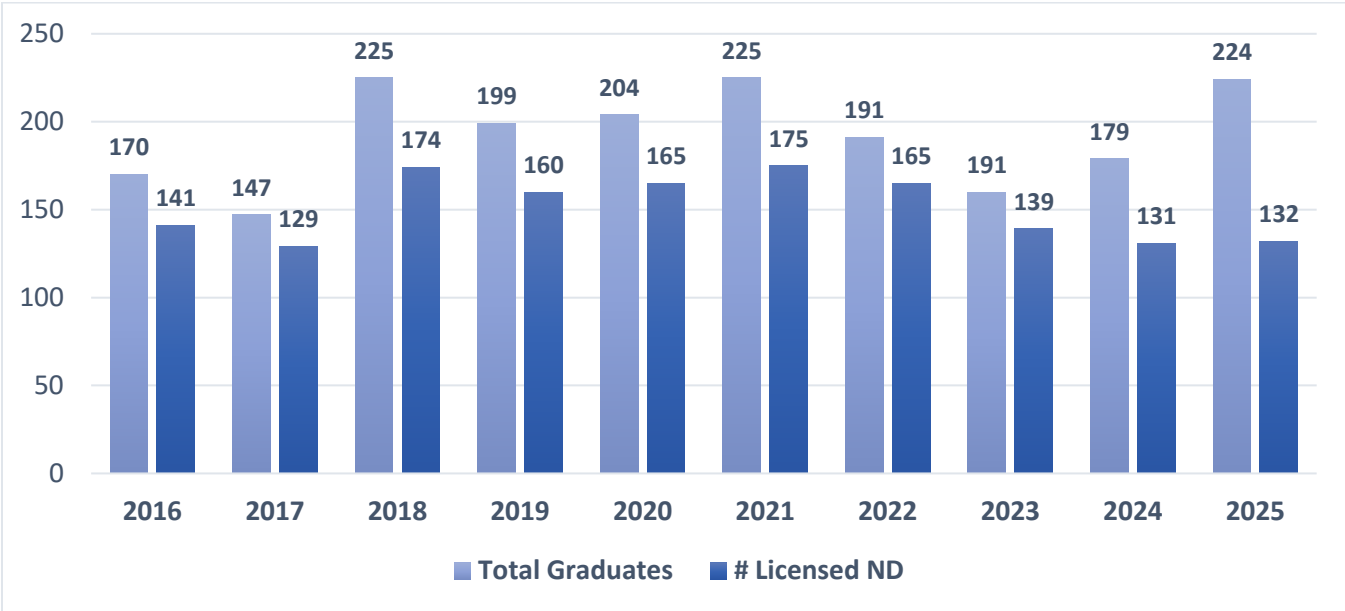
The number of practical nurse graduates licensed by the NCLEX-PN in North Dakota from July 1, 2024, to June 30, 2025, is displayed in the table below. During FY 2024-2025, 58.9% of all graduates of North Dakota practical nurse programs were licensed in North Dakota, compared to 73.2% in FY 2023-2024.

Practical Nurse Program	Total Graduates	Graduates Licensed in ND	% Total Graduates Licensed in ND
Bismarck State College, DNPC Partner	54	24	44%
Dakota College at Bottineau, DNPC Partner	17	21	100%*
Lake Region State College, DNPC Partner	50	43	86%
Williston State College, DNPC Partner	27	12	44%
Dickinson State University	21	17	81%*
North Dakota State College of Science (combined AAS & Diploma)	47	11	23%
Sitting Bull College	8	4	50%
<b>Total</b>	<b>224</b>	<b>132</b>	<b>59%</b>

\*Total graduates for each program may be less than the number licensed in North Dakota due to graduates waiting to test or failing the exam and testing within a different fiscal year.

Certificate, Diploma, & Associate Degree Practical Nurse Programs 10-year Trend Graduates Licensed in North Dakota			
Fiscal Year July 1- June 30	Total Graduates	Graduates Licensed in ND	% Total Graduates Licensed in ND
2015-2016	170	141	82.94%
2016-2017	147	129	87.76%
2017-2018	225	174	77.33%
2018-2019	199	160	80.40%
2019-2020	204	165	80.89%
2020-2021	225	175	78.10%
2021-2022	191	165	86.39%
2022-2023	160	139	86.88%
2023-2024	179	131	73.18%
2024-2025	224	132	58.92%
<b>Total</b>	<b>1,924</b>	<b>1,511</b>	<b>78.53%</b>

**Ten Year Trend Graduates Licensed in North Dakota as Practical Nurses**



### Practical Nurse Program Faculty

Respondents provided the number of full-time, part-time, and clinical adjunct faculty employed by the program. Full-time equivalent (FTE) faculty work at least 37.5 hours per week and engage in didactic and/or clinical instruction; policy review, curriculum development; student advisement; campus and community service; professional development; scholarly activities, and other responsibilities as defined by institutional policy. Part-time faculty (<37.5 hours per week) with assigned teaching responsibilities often collaborate with full-time faculty. Clinical adjunct faculty with clinical practice teaching responsibilities receive oversight from faculty.

Practical Nurse Program	Full-time	Part-time	Clinical Adjunct	Total Faculty	Total FTE
Bismarck State College, DNPC Partner	2 (22%)	7	0	9	3.75
Dakota College at Bottineau, DNPC Partner	6 (67%)	3	0	9	6.55
Lake Region State College, DNPC Partner	4 (40%)	6	0	10	5.52
Williston State College, DNPC Partner	3 (50%)	3	0	6	3.8
Dickinson State University	1 (33%)	0	2	3	1.4
North Dakota State College of Science (combined AAS & Diploma)	14 (70%)	0	6	20	16.3*
Sitting Bull College	1 (17%)	2	3	6	2.23
<b>Total</b>	<b>31</b>	<b>21</b>	<b>11</b>	<b>63</b>	<b>39.55</b>

\*Combined FTE for all undergraduate programs offered by the institution, not exclusively the practical nurse program.

### Faculty Position Vacancies

Practical Nurse Program	Total # Full-Time Faculty Vacancies	Total # Part-Time Faculty Vacancies
Bismarck State College, DNPC Partner	0	1
Dakota College at Bottineau, DNPC Partner	0	0
Lake Region State College, DNPC Partner	0	0
Williston State College, DNPC Partner	0	0
Dickinson State University	0	1
North Dakota State College of Science (combined AAS & Diploma)	0	0
Sitting Bull College	0	0
<b>Total</b>	<b>0</b>	<b>2</b>

## Faculty Characteristics

### Age

Faculty Age Groups	Number of Faculty
Below 30 years	10
30-39 years	16
40-49 years	18
50-59 years	8
60 years and above	6
<b>Total</b>	<b>58</b>

Combined full-time and part-time faculty numbers.

### Racial Composition

Faculty Racial Composition	Number of Faculty
American Indian/Alaska Native	0
Asian	0
Black/African American	1
Native Hawaiian/Other Pacific Islander	0
White	59
Multi-Racial	0
Other	1
<b>Total</b>	<b>61</b>

Combined full-time and part-time faculty numbers.

### Gender

Faculty Gender	Number of Faculty
Male	1
Female	60
Other	0
<b>Total</b>	<b>61</b>

Combined full-time and part-time faculty numbers.

### Highest Academic Achievement of Faculty

The tables below display the highest academic achievement of full-time and part-time ND faculty members teaching in a Practical Nursing program. Slightly less than half (45.45%) of full-time faculty, and exactly half (50%) of part-time faculty hold a graduate degree in nursing. Faculty who do not hold a graduate degree in nursing are utilizing the NDAC Faculty Developmental Program rules, which require them to be enrolled in an approved graduate program and to be making progress toward degree completion. Academically unqualified faculty member reports must be provided to the NDBON by the nurse administrator triannually, on October 1<sup>st</sup>, February 1<sup>st</sup>, and June 1<sup>st</sup> each fiscal year.

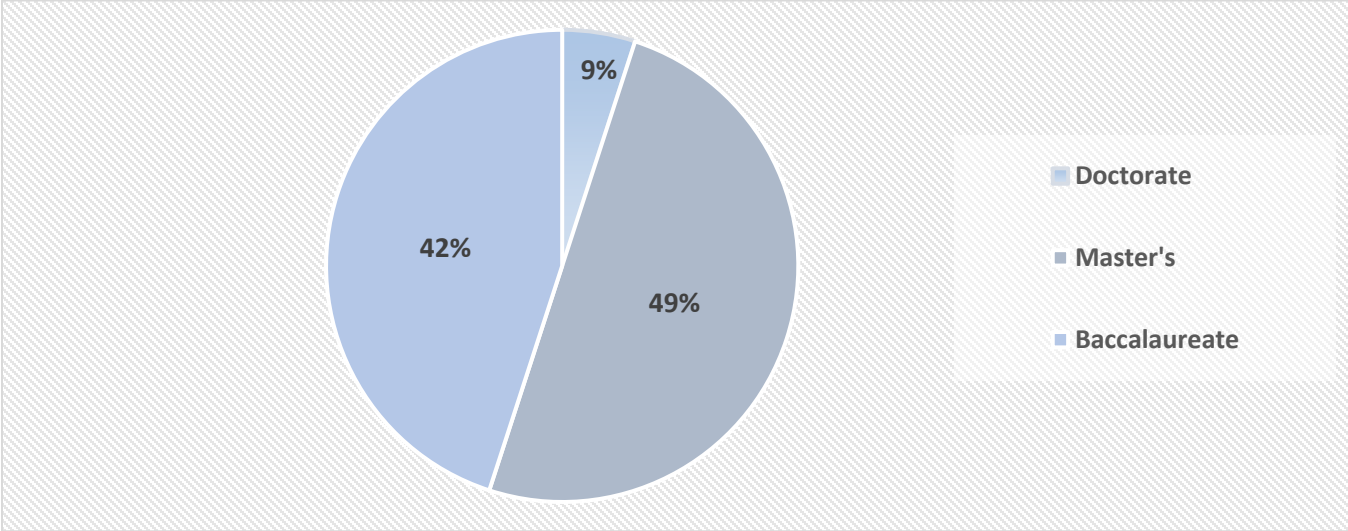
#### Full-time Faculty Highest Academic Achievement

Practical Nurse Program	BSN	MSN	Doctorate	Total # Full-time Faculty
Dakota Nursing Program at Bismarck State College	0	2	0	2
Dakota Nursing Program at Dakota College at Bottineau	6	0	0	6
Dakota Nursing Program at Lake Region State College	0	3	1	4
Dakota Nursing Program at Williston State College	3	0	0	3
Dickinson State University	0	0	0	0
North Dakota State College of Science	3	3	0	6
Sitting Bull College	0	0	1	1
<b>Total</b>	<b>12</b>	<b>8</b>	<b>2</b>	<b>22</b>

#### Part-time Faculty Highest Academic Achievement

Practical Nurse Program	BSN	MSN	Doctorate	Total # Part-time Faculty
Dakota Nursing Program at Bismarck State College	1	5	1	7
Dakota Nursing Program at Dakota College at Bottineau	1	2	0	3
Dakota Nursing Program at Lake Region State College	5	1	0	6
Dakota Nursing Program at Williston State College	2	1	0	3
Dickinson State University	1	1	0	2
North Dakota State College of Science	0	0	0	0
Sitting Bull College	0	1	1	2
<b>Total</b>	<b>10</b>	<b>11</b>	<b>2</b>	<b>23</b>

**Highest Academic Achievement for Part-time and Full-time Faculty Combined**



## Registered Nurse Education Programs

### Education Curriculum

The credit hours required for graduation from NDBON approved associate degree registered nurse (RN) programs ranged from 63 to 73 semester credit hours and are displayed in the table below.

Associate Degree Registered Nurse Program	Semester Credit Hours Required for Degree Completion		
	General and Support Courses	Core Nursing Didactic and Clinical Courses	Total
<b>Bismarck State College, DNPC Partner</b> • Traditional AAS	27	46	73
<b>Dakota College at Bottineau, DNPC Partner</b> • Traditional AAS	27	46	73
<b>Lake Region State College, DNPC Partner</b> • Traditional AAS	27	46	73
<b>Williston State College, DNPC Partner</b> • Traditional AAS	27	46	73
<b>North Dakota State College of Science</b> • LPN to RN AAS Completion • Traditional AAS	35 22	26 41	61 63
<b>University of Jamestown</b> • ASN	21	49	70

Most associate degree RN program clinical practice experience hours occurred in the clinical practice environment, accounting for 54% to 79% of the total clinical practice hours required for degree completion. The use of simulation technology as an adjunct to clinical practice experiences accounted for 4% to 20%, while skills lab experiences accounted for 17% to 30% of the total clinical practice hours required for degree completion.

Associate Degree Registered Nurse Program	Clinical Practice Experience Hours			
	Clinical Practice Environment	Simulation Technology	Skills Lab	Total
<b>Bismarck State College, DNPC Partner</b> • Traditional AAS	468 (54.2%)	174 (20%)	222 (25.7%)	864 (100%)
<b>Dakota College at Bottineau, DNPC Partner</b> • Traditional AAS	540 (62.5%)	102 (11.8%)	222 (25.7%)	864 (100%)
<b>Lake Region State College, DNPC Partner</b> • Traditional AAS	497 (57.5%)	112 (13%)	255 (29.5%)	864 (100%)
<b>Williston State College, DNPC Partner</b> • Traditional AAS	566 (65.5%)	87 (10%)	211 (24.4%)	864 (100%)
<b>North Dakota State College of Science</b> • LPN to RN ASN Completion • Traditional AAS	430 (75.4%)	44 (7.7%)	96 (16.8%)	570 (100%)
<b>University of Jamestown</b> • ASN	405 (78.9%)	20 (3.88%)	90 (17.8%)	515 (100%)

Semester credit hours required for degree completion from NDBON-approved baccalaureate degree registered nurse (RN) programs ranged from 120 to 127 hours. The required number of course credit hours is displayed in the following table.

Baccalaureate Degree Registered Nurse Program	Semester Credit Hours Required for Degree Completion		
	General and Support Courses	Core Nursing Didactic and Clinical Courses	Total
<b>Dickinson State University</b> <ul style="list-style-type: none"> <li>BSN Completion (AASPN to RN)</li> </ul>	25 (in addition to 66 for PN program)	35	<b>126</b>
<b>Minot State University</b> <ul style="list-style-type: none"> <li>Traditional BSN</li> </ul>	65	57	<b>122</b>
<b>North Dakota State University</b> <ul style="list-style-type: none"> <li>Traditional BSN</li> <li>*Accelerated BSN (post-baccalaureate)</li> <li>LPN to BSN</li> </ul>	56 Met with bachelor's degree education requirements  (60 upper division)	64 54  36 (NDSU)	<b>120</b> <b>120</b> <b>120</b>
<b>Rasmussen University</b> <ul style="list-style-type: none"> <li>Traditional BSN</li> <li>Accelerated BSN</li> </ul>	49 (74 quarter credits)	71 (106 quarter credits)	<b>120</b> <b>(180 quarter credits)</b>
<b>University of Jamestown</b> <ul style="list-style-type: none"> <li>Traditional BSN</li> </ul>	43	81	<b>124</b>
<b>University of Mary</b> <ul style="list-style-type: none"> <li>Traditional BSN/BAN</li> <li>Accelerated BSN/BAN</li> <li>LPN to BSN/BAN</li> </ul>	59 27 32 (24 prior degree)	68 97 68	<b>127</b> <b>124</b> <b>124</b>
<b>University of North Dakota</b> <ul style="list-style-type: none"> <li>Traditional BSN</li> </ul>	61	60	<b>121</b>

\*New Program Track: The first cohort of students was admitted to the NDSU Accelerated BSN program track in the fall of 2023 and graduated in the fall of 2024.

Direct Entry Master's Degree Registered Nurse Program	Semester Credit Hours Required for Degree Completion		
	General and Support Courses	Core Nursing Didactic and Clinical Courses	Total
<b>University of Jamestown</b> <ul style="list-style-type: none"> <li>Direct-Entry (DE) MSN</li> </ul>	Met with bachelor's degree general education requirements	72	<b>72</b>

Most clinical practice experiences for RN programs occurred in the clinical practice environment and accounted for 61%-82% of the total clinical practice hours required for degree completion. The use of simulation technology as an adjunct to clinical practice experiences ranged from 4% to 19% of the total clinical practice hours required for degree completion, while skills lab practice experiences ranged from 10% to 31% of those hours.

Baccalaureate Degree Registered Nurse Program	Clinical Practice Experience Hours			
	Clinical Practice Environment	Simulation Technology	Skills Lab	Total
<b>Dickinson State University</b> • BSN Completion (AASPN to RN)	386 (77.98%)	48 (9.69%)	61 (12.32%)	<b>495 (100%)</b>
<b>Minot State University</b> • Traditional BSN	682 (68.06%)	140 (13.97%)	180 (17.96%)	<b>1,002 (100%)</b>
<b>North Dakota State University</b> • Traditional BSN • LPN to BSN • *Accelerated BSN (post-baccalaureate)	615 (78.44%) *480 (82.05%)	34 (4.34%) *45 (7.69%)	135 (17.22%) *60 (10.25%)	<b>784 (100%)</b> <b>*585 (100%)</b>
<b>Rasmussen University</b> • Traditional BSN • Accelerated BSN	495 (61.49%)	150 (18.63%)	160 (19.88%)	<b>805 (100%)</b>
<b>University of Jamestown</b> • Traditional BSN	418 (62.57%)	40 (5.98%)	210 (31.43%)	<b>668 (100%)</b>
<b>University of Mary</b> • Traditional BSN	594 (73.88%)	120 (14.93%)	90 (11.1%)	<b>804 (100%)</b>
<b>University of North Dakota</b> • Traditional BSN	636 (68.39%)	114 (12.26%)	180 (19.36%)	<b>930 (100%)</b>

\*New Program Track. The first cohort of students was admitted to the NDSU Accelerated BSN program track in the fall of 2023 and graduated in the fall of 2024.

Direct Entry Master's Degree Registered Nurse Program	Clinical Practice Experience Hours			
	Clinical Practice Environment	Simulation Technology	Skills Lab	Total
<b>University of Jamestown</b> • DEMSN	292 (67.59%)	20 (4.63%)	120 (17%)	<b>432 (100%)</b>

## Program Enrollment Capacity

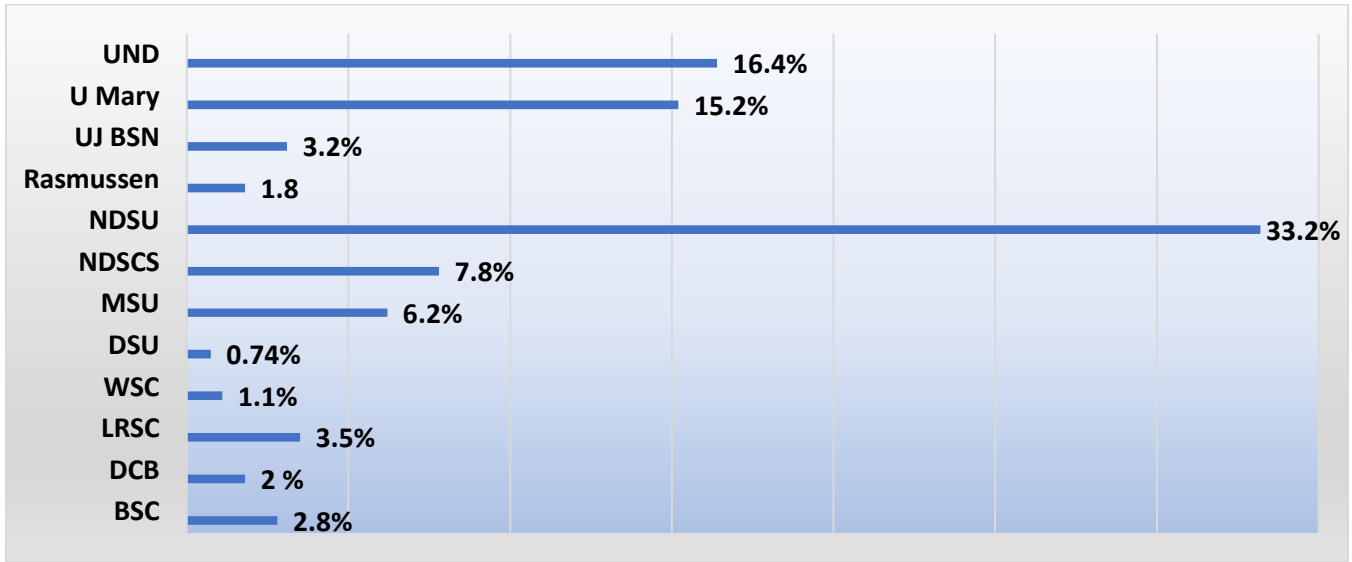
During FY 2024-2025, registered nurse programs in ND had 1,227 seats available and enrolled 987 new students.

Registered Nurse Program	Seats Available	Number of New Students Enrolled
<b>Associate Degree Programs</b>		
Bismarck State College, DNPC Partner	62	49
Dakota College at Bottineau, DNPC Partner	56	33
Lake Region State College, DNPC Partner	72	62
Williston State College, DNPC Partner	40	29
North Dakota State College of Science	96	94
University of Jamestown	72	68
<b>Total</b>	<b>398</b>	<b>335</b>
<b>Baccalaureate Degree Programs</b>		
Dickinson State University	32	3
Minot State University	48	48
North Dakota State University	297	263
Rasmussen University	96	32
University of Jamestown	36	14
University of Mary	144	123
University of North Dakota	128	121
<b>Total</b>	<b>781</b>	<b>604</b>
<b>Direct Entry Master's Degree Programs</b>		
University of Jamestown	48	48
<b>Total</b>	<b>48</b>	<b>48</b>
<b>Associate, Baccalaureate, Direct Entry Master's Combined Total</b>	<b>1,227</b>	<b>987</b>

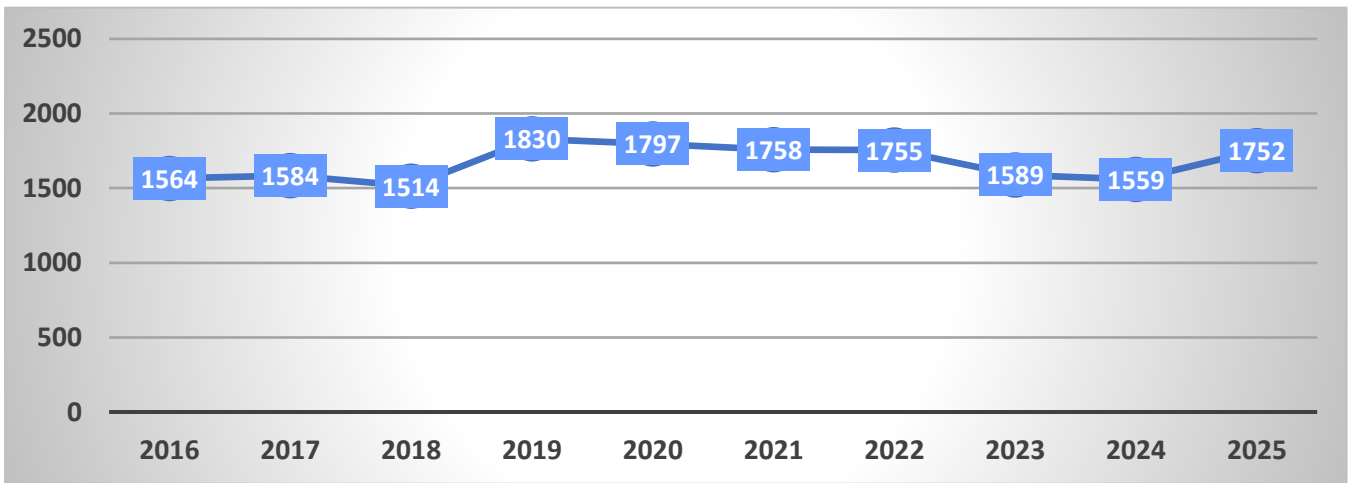
Registered Nurse Program	2024-2025		2023-2024	2024-2025	
	Total Students	% Total Students	Total Students	Difference	% Change
<b>Associate Degree Programs</b>					
<b>Bismarck State College, DNPC Partner</b>	49	2.80%	47	+2	+4.25%
<b>Dakota College at Bottineau, DNPC Partner</b>	33	1.88%	31	+2	+6.45%
<b>Lake Region State College, DNPC Partner</b>	62	3.54%	38	+24	+63.16%
<b>Williston State College, DNPC Partner</b>	20	1.14%	26	-6	-23.077%
<b>North Dakota State College of Science</b>	137	7.82%	90	+47	+52.22%
<b>University of Jamestown*</b>	56	3.20%	NA (0)	+56	0%
<b>Total</b>	<b>357</b>	<b>20.38%</b>	<b>232</b>	<b>+ 125</b>	<b>+53.88%</b>
<b>Baccalaureate Programs</b>					
<b>Dickinson State University</b>	13	0.74%	26	-13	-50.0%
<b>Minot State University</b>	110	6.28%	106	+4	-3.77%
<b>North Dakota State University</b>	582	33.22%	562	+20	+3.56%
<b>Rasmussen University</b>	32	1.83%	64	-32	-50%
<b>University of Jamestown</b>	55	3.14%	59	-4	-6.78%
<b>University of Mary</b>	267	15.24%	218	+49	+22.48%
<b>University of North Dakota</b>	288	16.44%	292	-4	-1.37%
<b>Total</b>	<b>1,347</b>	<b>76.89%</b>	<b>1,327</b>	<b>+20</b>	<b>+1.50 %</b>
<b>Direct Entry Master's Programs</b>					
<b>University of Jamestown*</b>	48	2.74%	NA	NA	NA
<b>Total</b>	<b>48</b>	<b>2.74%</b>	<b>NA</b>	<b>+48</b>	<b>NA</b>
<b>Associate and Baccalaureate Combined Total</b>	<b>1,752</b>	<b>100%</b>	<b>1,559</b>	<b>+193</b>	<b>+12.38%</b>

\*Initial approval of the University of Jamestown ASN and DEMSN Programs was granted in April 2024; student enrollment began during this reported FY.

**Student Enrollment Percentage by Registered Nurse Program**



**Ten Year Student Enrollment Trend for Registered Nurse Programs**



## Registered Nurse Student Characteristics

### Age

The age of registered nurse students in FY 2024-2025 ranged from 20 to 31 years, with an average of 26 years, which is slightly higher than last fiscal year's average of 25 years. Over the past 10 years, the average student age in registered nurse programs has been gradually increasing, and this year's data is consistent with this upward trend.

Registered Nurse Program	Average Student Age
Bismarck State College, DNPC Partner	26
Dakota College at Bottineau, DNPC Partner	26
Lake Region State College, DNPC Partner	30
Williston State College, DNPC Partner	29
University of Jamestown, ASN	32
Dickinson State University	23
Minot State University	24
North Dakota State College of Science	24
North Dakota State University	23
Rasmussen University	33
University of Jamestown, BSN	20
University of Mary	22
University of North Dakota	21
University of Jamestown, DEMSN	31
<b>Average Age All RN Students</b>	<b>26</b>

## Racial Composition

Student racial composition is reported for the fourth year, using eight categories, compared with previous years, which reported only the “Minority” category to differentiate from White students. Consistent with previous years, most registered nurse students were reported as White (n= 1,345, 78.6%). The distribution of reported racial composition among the eight categories is listed below.

Registered Nurse Program	Racial Composition							
	American Indian/ Alaska Native	Asian	Black/ African American	Native Hawaiian/ Other Pacific	White	Multi-Racial	Other/ Unknown Not Reported	Total Students
Bismarck State College, DNPC Partner	1	0	2	0	47	0	2	52
Dakota College at Bottineau, DNPC Partner	1	0	2	0	15	0	2	20
Lake Region State College, DNPC Partner	4	1	3	0	50	0	6	64
Williston State College, DNPC Partner	0	7	7	0	11	0	4	29
University of Jamestown, ASN	1	1	31	0	22	1	9	65
Dickinson State University	1	0	1	0	19	6	0	27
Minot State University	5	4	8	4	67	9	0	97
North Dakota State College of Science	0	3	18	2	106	4	4	137
North Dakota State University	11	26	28	15	532	12	3	627
Rasmussen University	1	3	19	0	22	1	9	55
University of Jamestown, BSN	0	0	3	1	26	0	0	30
University of Mary	7	10	10	1	195	3	5	231
University of North Dakota	6	7	3	0	216	12	2	246
University of Jamestown, DEMSN	0	1	12	1	17	0	0	31
<b>Total</b>	<b>38</b>	<b>63</b>	<b>147</b>	<b>24</b>	<b>1,345</b>	<b>48</b>	<b>46</b>	<b>1,711</b>
<b>Percentage</b>	<b>2.2%</b>	<b>3.6%</b>	<b>8.6%</b>	<b>1.4%</b>	<b>78.6%</b>	<b>2.8%</b>	<b>2.7%</b>	<b>100%</b>

## Ethnic Composition

Student ethnic composition is reported using two categories for the fourth consecutive year. Consistent with previous reporting periods, most registered nurse students (n=1,847; 96%) were recorded in the Non-Hispanic or Latino or Spanish category.

Registered Nurse Program	Ethnic Composition	
	Hispanic/Latino/ Spanish Origin	Non-Hispanic/ Latino /Spanish Origin
Bismarck State College, DNPC Partner	2	50
Dakota College at Bottineau, DNPC Partner	2	18
Lake Region State College, DNPC Partner	5	59
Williston State College, DNPC Partner	4	25
University of Jamestown, ASN	5	0
Dickinson State University	2	25
Minot State University	4	104
North Dakota State College of Science	4	112
North Dakota State University	15	597
Rasmussen University	1	54
University of Jamestown	0	302
University of Mary	16	232
University of North Dakota	8	238
University of Jamestown, DEMSN	0	31
<b>Total</b>	<b>68</b>	<b>1,847</b>

## Gender

Student gender is reported for the fourth year. Prior annual education reports have not reported student gender beyond the “Men” category to differentiate from Female or Other students. Consistent with previous years, the gender of most registered nurse students was reported as Female (n=1,498; 88.4%).

Registered Nurse Program	Gender			
	Female	Male	Other	Total Students
Bismarck State College, DNPC Partner	47	5	0	52
Dakota College at Bottineau, DNPC Partner	20	0	0	20
Lake Region State College, DNPC Partner	58	6	0	64
Williston State College, DNPC Partner	25	4	0	29
University of Jamestown, ASN	46	10	0	56
Dickinson State University	24	3	0	27
Minot State University	97	11	0	108
North Dakota State College of Science	103	13	0	116
North Dakota State University	551	61	0	612
Rasmussen University	39	11	5	55
University of Jamestown	28	2	0	30
University of Mary	220	28	0	248
University of North Dakota	215	31	0	246
University of Jamestown, DEMSN	25	7	0	32
<b>Total</b>	<b>1,498</b>	<b>192</b>	<b>5</b>	<b>1,695</b>
<b>Percentage</b>	<b>88.4%</b>	<b>11.3%</b>	<b>0.3%</b>	<b>100%</b>

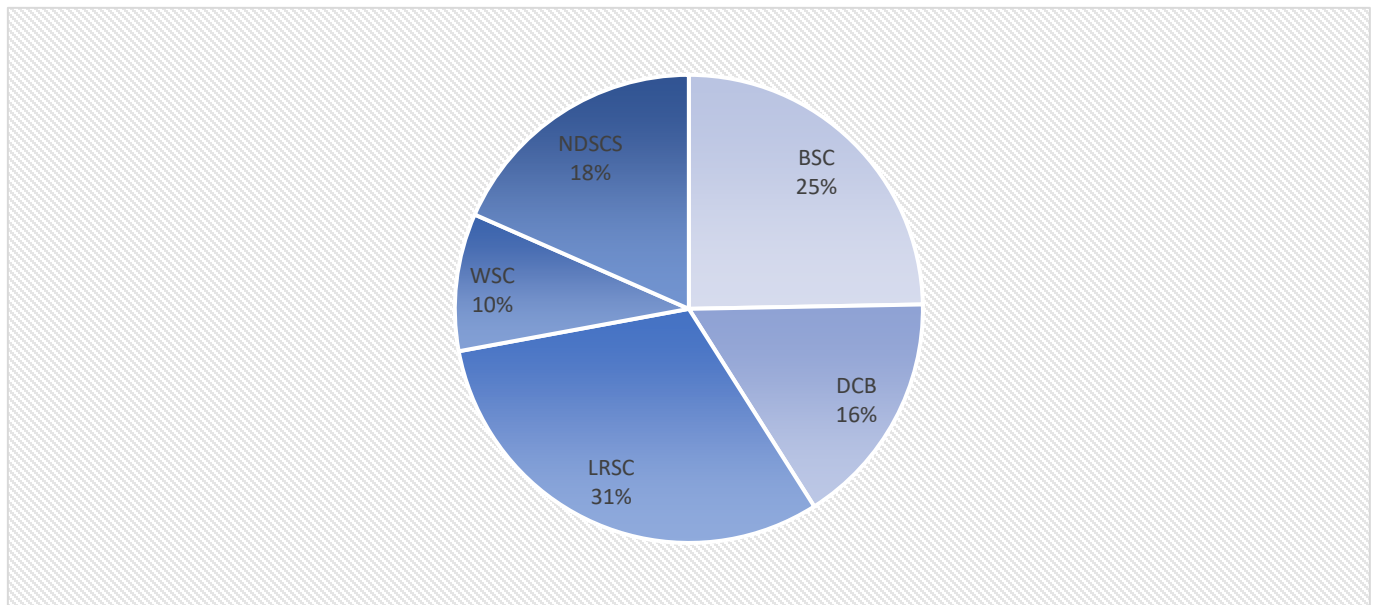
## Program Graduates

Associate Degree Registered Nurse Programs reported 190 graduates in FY 2024-2025. The total number of students represents a 20.25% increase from the previous fiscal year.

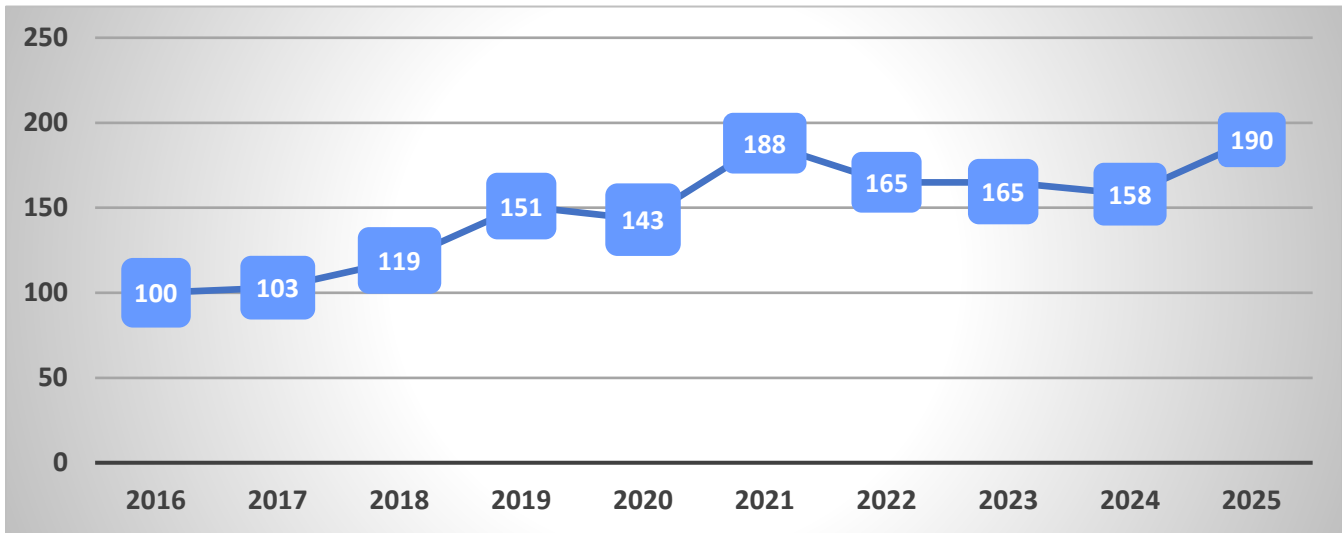
Associate Degree Registered Nurse Program	2024-2025		2023-2024	2024-2025	
	Total Graduates	% Total Graduates	Total Graduates	Difference	% Change
Bismarck State College, DNPC Partner	47	24.7%	44	+3	+6.8%
Dakota College at Bottineau, DNPC Partner	31	16.3%	26	+5	+19.2%
Lake Region State College, DNPC Partner	59	31.1%	37	+22	+59.4%
Williston State College, DNPC Partner	18	9.5%	25	-7	-28%
North Dakota State College of Science	35	18.4%	26	+9	+34.6%
University of Jamestown*	NA	NA	NA	NA	NA
<b>Total</b>	<b>190</b>	<b>100%</b>	<b>158</b>	<b>+32</b>	<b>+20.25%</b>

\*Initial approval of the University of Jamestown ASN Program granted April 2024; no students completed the program during FY 2024-2025.

## Graduate Percentage by Associate Degree Registered Nurse Program



**Ten Year Graduate Trend for Associate Degree Registered Nurse Programs**

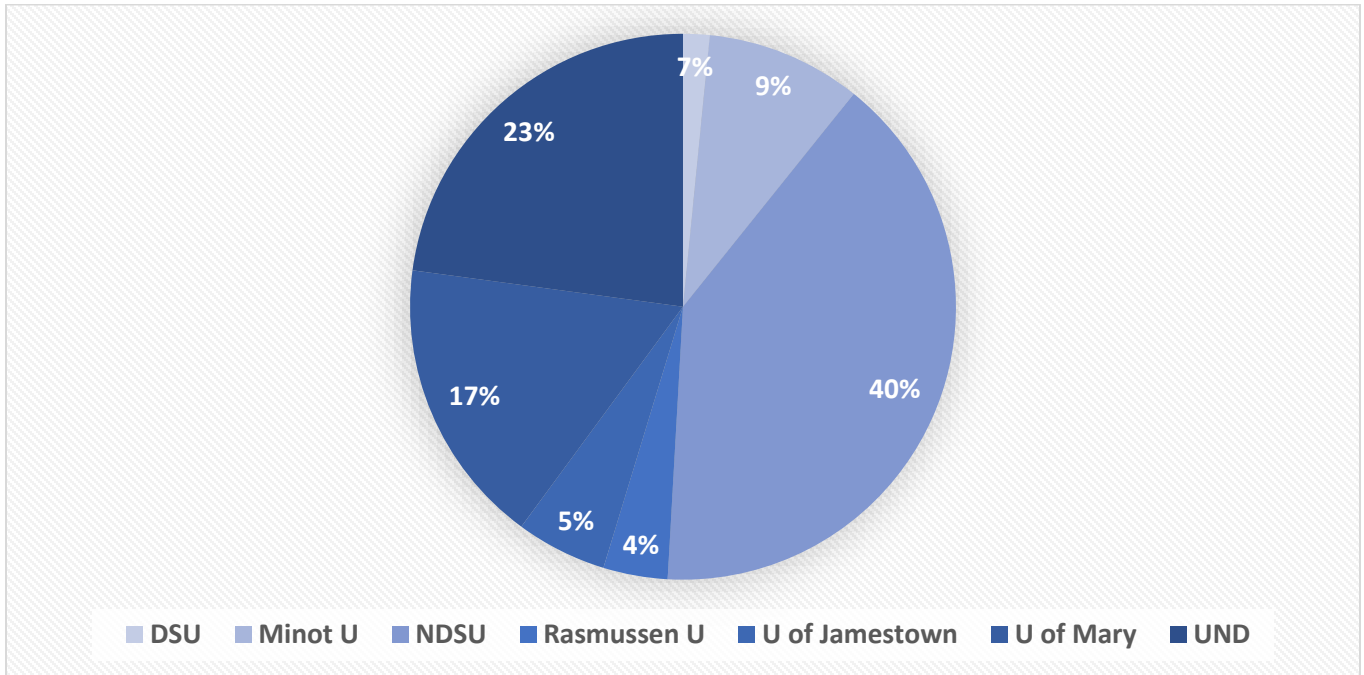


Baccalaureate and Direct Entry Master’s Degree Registered Nurse Programs reported a total of 446 graduates in FY 2024-2025. This value reflects a 5% decrease from the previous fiscal year.

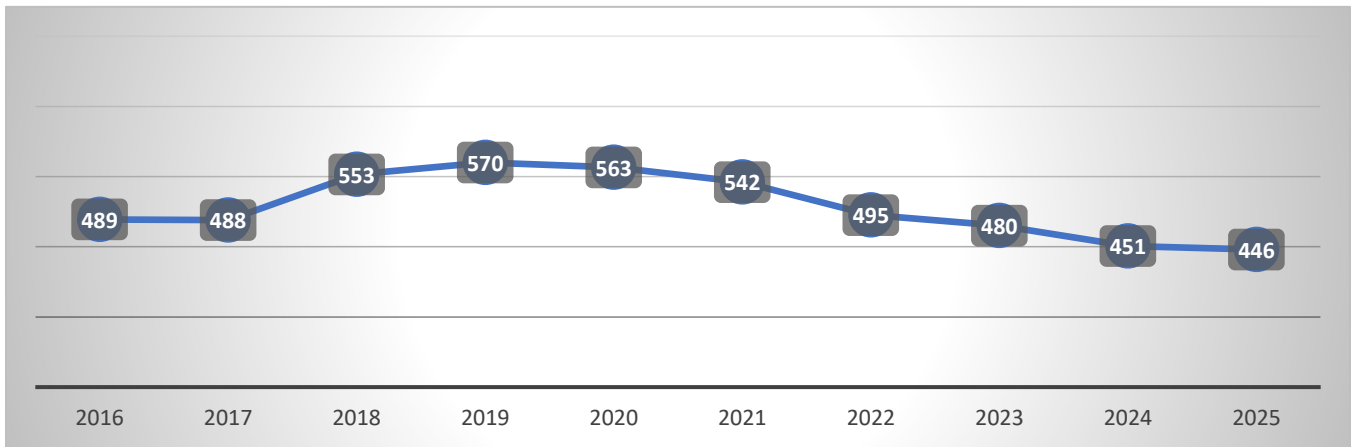
Registered Nurse Program	2024-2025		2023-2024	2024-2025	
	Total Graduates	% Total Graduates	Total Graduates	Difference	% Change
Dickinson State University	7	1.57%	16	-9	-56.25%
Minot State University	41	9.19%	43	-2	-4.65%
North Dakota State University	179	40.13%	169	+10	+5.92%
Rasmussen University	17	3.81%	23	-6	-26.09%
University of Jamestown	24	5.38%	17	+7	+41.18%
University of Mary	76	17.04%	70	+6	+7.89%
University of North Dakota	102	22.87%	113	-11	-9.73%
University of Jamestown, **DEMSN	NA	NA	NA	NA	NA
<b>Total</b>	<b>446</b>	<b>100%</b>	<b>451</b>	<b>-5</b>	<b>-1.1%</b>

\*Previous reports combined post-licensure BSN program graduates with prelicensure BSN program graduates. Therefore, graduate numbers in past years do not exclusively reflect prelicensure BSN graduates. \*\* Initial approval of the University of Jamestown DEMSN Program granted April 2024; student enrollment began during this FY.

**Graduate Percentage by Baccalaureate Degree Registered Nurse Program**



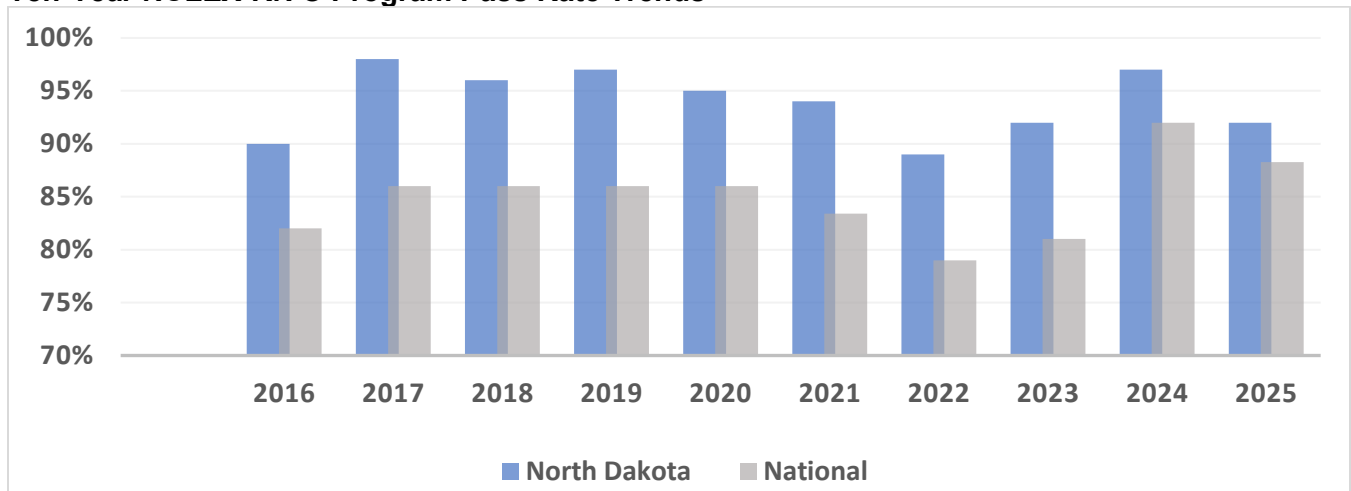
**Ten Year Graduate Trend for Baccalaureate Degree Registered Nurse Programs**



**Fiscal Year 2024-2025 NCLEX-RN® Program Pass Rates**

<b>Registered Nurse Program</b>	<b># First Time Candidates</b>	<b># Passed</b>	<b># Failed</b>	<b>% Pass Rate</b>
<b>Bismarck State College, DNPC Partner</b>	41	38	3	92.68%
<b>Dakota College at Bottineau, DNPC Partner</b>	33	27	6	81.82%
<b>Lake Region State College, DNPC Partner</b>	50	38	12	76.0%
<b>Williston State College, DNPC Partner</b>	18	18	0	100%
<b>Dickinson State University</b>	8	6	2	75.0%
<b>Minot State University</b>	39	39	0	100%
<b>North Dakota State College of Science</b>	31	27	4	81.82%
<b>North Dakota State University</b>	166	161	5	96.99%
<b>Rasmussen University</b>	17	14	3	82.35%
<b>University of Jamestown</b>	19	18	1	94.74%
<b>University of Mary</b>	63	61	2	96.83%
<b>University of North Dakota</b>	93	87	6	93.55%
<b>Total</b>	<b>578</b>	<b>534</b>	<b>44</b>	<b>92.38%</b>

### Ten-Year NCLEX-RN® Program Pass Rate Trends



### Graduates Licensed in North Dakota as Registered Nurses FY 2024-2025

The table displays the number of registered nurse graduates licensed by the NCLEX-RN in ND. In FY 2024-2025, 84% of ND graduates were licensed in ND, compared to 98.9% in FY 2023-2024.

Registered Nurse Program	Total Graduates	1 <sup>st</sup> Time Tester Graduates Licensed in ND	% Total 1 <sup>st</sup> Time Tester Graduates Licensed in ND
Bismarck State College, DNPC Partner	47	38	81%
Dakota College at Bottineau, DNPC Partner	31	27	87%
Lake Region State College, DNPC Partner	59	38	64%
Williston State College, DNPC Partner	18	18	100%
Dickinson State University	7	6	86%
Minot State University	41	39	95%
North Dakota State College of Science	35	27	77%
North Dakota State University	179	161	90%
Rasmussen University	17	14	82%
University of Jamestown	24	18	75%
University of Mary	76	61	80%
University of North Dakota	102	87	85%
<b>Total</b>	<b>636</b>	<b>534</b>	<b>84%</b>

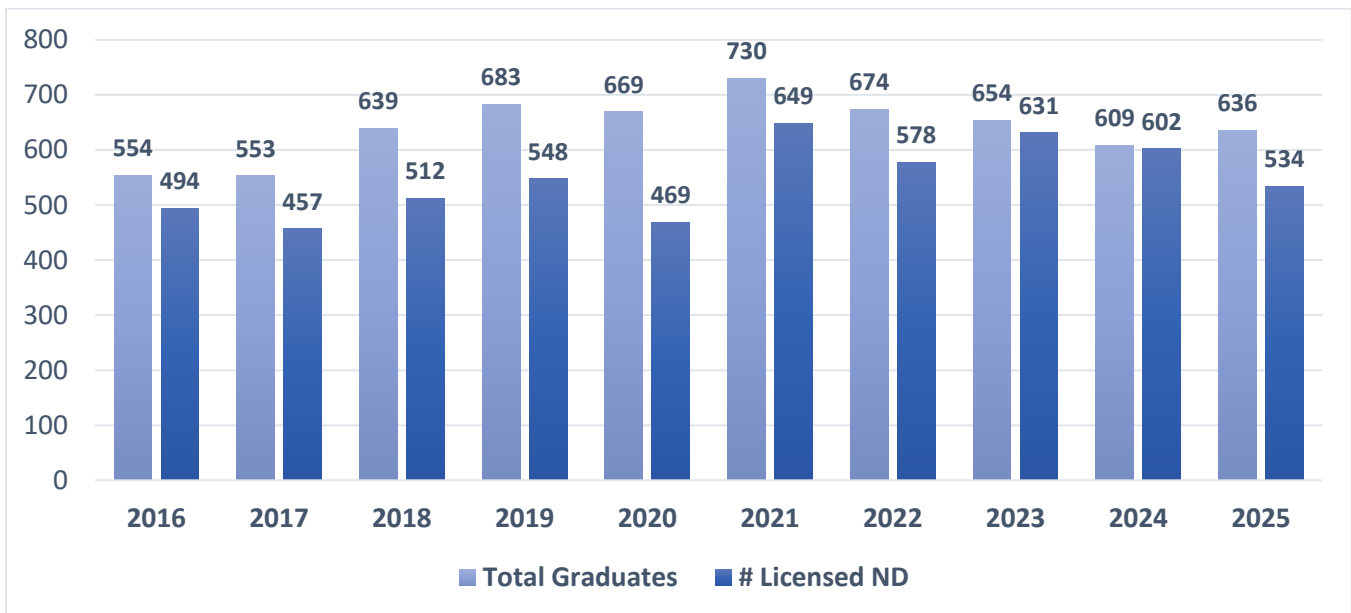
\*Total graduates for each program may be less than the number licensed in North Dakota for FY due to graduates waiting to test or failing the exam on first attempt and testing within a different fiscal year.

**Associate, Baccalaureate, & Direct Entry Master's Degree Registered Nurse Programs  
10 year Trend Graduates Licensed in North Dakota**

<b>Fiscal Year July 1- June 30</b>	<b>Total Graduates</b>	<b>1<sup>st</sup> Time Tester Graduates Licensed in ND</b>	<b>% Total Graduates Licensed in ND</b>
<b>2015-2016</b>	*554	494	89.17%
<b>2016-2017</b>	*553	457	82.64%
<b>2017-2018</b>	*639	512	80.13%
<b>2018-2019</b>	*683	548	80.23%
<b>2019-2020</b>	*669	469	70.10%
<b>2020-2021</b>	730	649	88.90%
<b>2021-2022</b>	674	578	85.76%
<b>2022-2023</b>	654	631	96.48%
<b>2023-2024</b>	609	602	98.85%
<b>2024-2025</b>	636	534	83.96%
<b>Total</b>	<b>6,401</b>	<b>5,474</b>	<b>85.52%</b>

\* Post-licensure program BSN graduates who are not considered first-time test takers were included in the total number of graduates until FY 2021-2022. Therefore, lower percentages of total graduates may have been reported, as the number of first-time test-takers for these reporting years did not include post-licensure graduates.

**Ten Year Trend: Graduates Licensed in North Dakota as Registered Nurses**



## Registered Nurse Program Faculty

As with previous reports, respondents were asked to provide the number of full-time, part-time, and clinical adjunct faculty employed by the program. Full-time equivalent (FTE) faculty are expected to work at least 37.5 hours per week and to teach, participate in curriculum development, hold office hours for student advisement, attend faculty meetings, participate in campus-wide events, attend professional development events, take part in scholarly activities, and perform other responsibilities as defined by institutional policy. Part-time faculty work less than 37.5 hours per week and are responsible for assuming teaching responsibilities, usually collaborating with full-time faculty. Clinical adjunct faculty are responsible for teaching in the clinical practice environment under the direction of full-time and part-time faculty.

Registered Nurse Program	Full-time	Part-time	Clinical Adjunct	Total Faculty	*Total FTE for all Programs
Bismarck State College, DNPC Partner	3	9	0	12	5.2
Dakota College at Bottineau, DNPC Partner	3	4	0	7	3.55
Lake Region State College, DNPC Partner	7	5	0	12	7.0
Williston State College, DNPC Partner	3	2	0	5	3.4
University of Jamestown, ASN	1	0	7	8	3.66
Dickinson State University	1	0	2	3	3.4
Minot State University	15	0	1	16	15.42
North Dakota State College of Science	8	0	4	12	16.3*
North Dakota State University	34	4	27	65	39.48
Rasmussen University	7	8	0	15	7.2
University of Jamestown, BSN	6	2	5	13	6.5
University of Mary	16	2	4	22	17.5
University of North Dakota	16	15	0	31	21.86
<b>Total</b>	<b>120</b>	<b>51</b>	<b>50</b>	<b>221</b>	<b>150.47</b>

\*Combined FTE for all programs offered by each institution, not exclusively the registered nurse program.

## Faculty Position Vacancies

Registered Nurse Program	Total # Full-Time Faculty Vacancies	Total # Part-Time Faculty Vacancies
Bismarck State College, DNPC Partner	0	1
Dakota College at Bottineau, DNPC Partner	1	0
Lake Region State College, DNPC Partner	0	2
Williston State College, DNPC Partner	0	0
University of Jamestown, ASN	0	0
Dickinson State University	0	0
Minot State University	0	0
North Dakota State College of Science	0	0
North Dakota State University	1	0
Rasmussen University	0	2
University of Jamestown, BSN	0	0
University of Mary	0	1
University of North Dakota	2	3
<b>Total</b>	<b>4</b>	<b>9</b>

## Faculty Characteristics

### Age

Faculty Age Groups	Number of Faculty
Below 30 years	15
30-39 years	57
40-49 years	59
50-59 years	33
60 years and above	25
<b>Total</b>	<b>189</b>

Combined full-time and part-time faculty numbers. Does not include adjunct faculty.

## Racial Composition

Faculty Racial Composition	Number of Faculty
American Indian/Alaska Native	2
Asian	8
Black/African American	3
Native Hawaiian/Other Pacific Islander	0
White	178
Multi-Racial	3
Other	0
<b>Total</b>	<b>194</b>

Combined full-time and part-time faculty numbers. Does not include adjunct faculty.

## Gender

Faculty Gender	Number of Faculty
Male	9
Female	184
Other	0
<b>Total</b>	<b>193</b>

Combined full-time and part-time faculty numbers. Does not include adjunct faculty.

## Highest Academic Achievement of Faculty

The highest academic achievements of full-time and part-time faculty are displayed in the tables below. The majority of full-time faculty (n=116, 93%) hold a graduate degree in nursing. Similarly, 91% (n=59) of part-time faculty hold a graduate degree. Faculty without a graduate degree in nursing are utilizing the NDAC Faculty Developmental Program rules requiring them to be enrolled in graduate programs and to be making progress toward degree completion. Academically unqualified faculty member reports must be provided to the NDBON by the nurse administrator, triannually, on October 1<sup>st</sup>, February 1<sup>st</sup>, and June 1<sup>st</sup> each fiscal year.

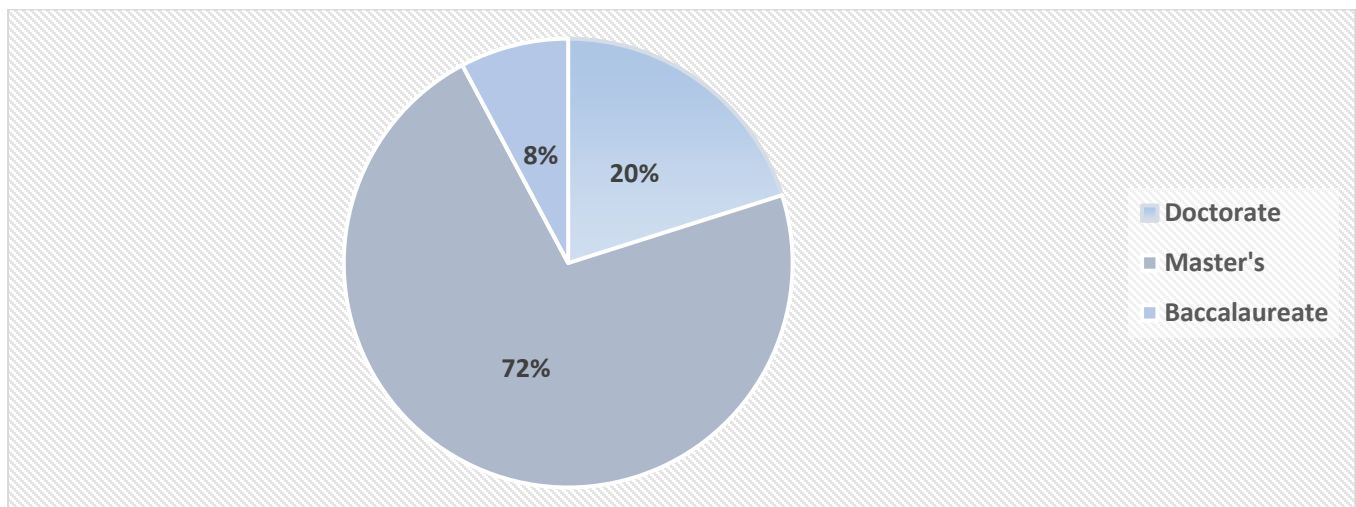
### Full-time Faculty Highest Academic Achievement

Registered Nurse Program	BSN	MSN	Doctorate	Total # Full-time Faculty
Bismarck State College, DNPC Partner	1	2	0	3
Dakota College at Bottineau, DNPC Partner	0	3	0	3
Lake Region State College, DNPC Partner	3	1	3	7
Williston State College, DNPC Partner	0	3	0	3
Dickinson State University	2	2	0	4
Minot State University	1	10	4	15
North Dakota State College of Science	2	6	0	8
North Dakota State University	0	22	12	34
Rasmussen University	0	5	2	7
University of Jamestown, BSN	0	3	3	6
University of Mary	0	13	3	16
University of North Dakota	0	12	4	16
<b>Total</b>	<b>9</b>	<b>85</b>	<b>31</b>	<b>125</b>

## Part-time Faculty Highest Academic Achievement

Registered Nurse Program	BSN	MSN	Doctorate	Total # Part-time Faculty
Bismarck State College, DNPC Partner	2	7	0	9
Dakota College at Bottineau, DNPC Partner	0	4	0	4
Lake Region State College, DNPC Partner	1	4	0	5
Williston State College, DNPC Partner	0	2	0	2
Dickinson State University	0	2	1	3
Minot State University	0	1	0	1
North Dakota State College of Science	0	0	0	0
North Dakota State University	0	4	0	4
Rasmussen University	0	7	1	8
University of Jamestown, BSN	0	1	1	2
University of Mary	0	0	1	1
University of North Dakota	2	12	1	15
<b>Total</b>	<b>5</b>	<b>44</b>	<b>5</b>	<b>54</b>

## Highest Academic Achievement for Part-time and Full-time Faculty Combined



## Advanced Practice Registered Nurse Education Programs

### Education Curriculum

Credit hours required for graduation from the NDBON approved master's degree advanced practice registered nurse (APRN) program ranged, depending on specialty, between 47-49 semester credit hours. The required course credit hours are shown in the table below. Clinical practice experiences for the master's degree APRN programs took place in the clinical practice environment with 600 clinical practice hours required for degree completion.

Master's Degree Advanced Practice Registered Nurse Program	Semester Credit Hours Required for Degree Completion		
	Curriculum Course Types	Clinical Hours	Total for Degree
<b>University of North Dakota</b>  <b>Specialty:</b> <ul style="list-style-type: none"> <li>• Family Nurse Practitioner</li> <li>• Psychiatric-Mental Health Nurse Practitioner</li> <li>• Adult-Gerontology Primary Care Nurse Practitioner</li> </ul>	Common		
	22		
	Specialty		
	27	600	49
	27	600	49
	25	600	47

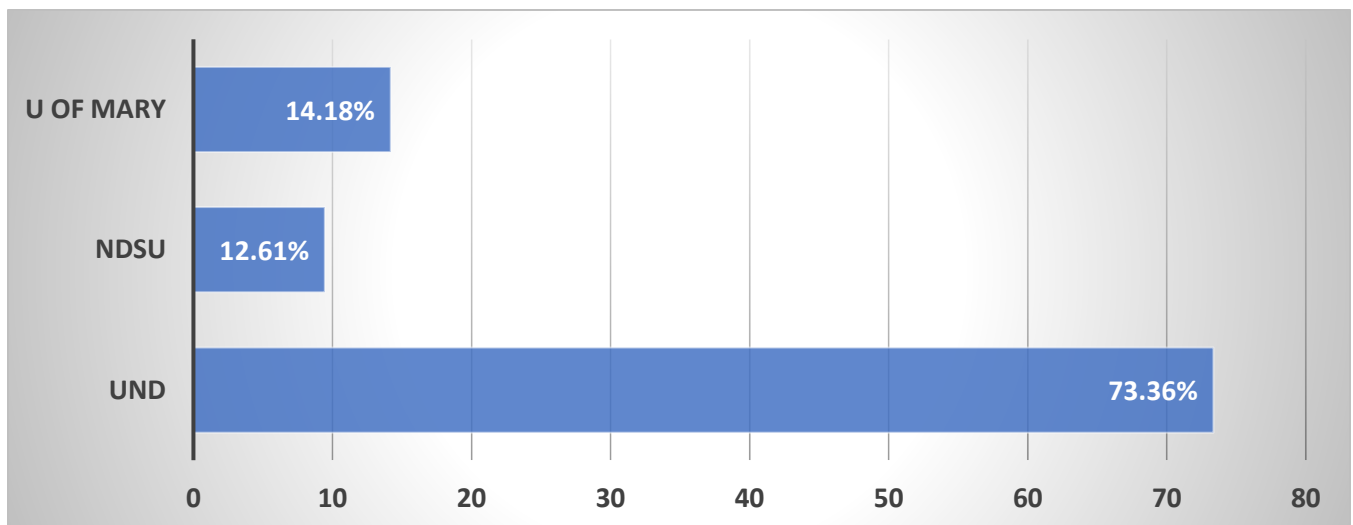
The credit hours required for graduation from NDBON-approved doctorate degree advanced practice registered nurse (APRN) programs ranged from 83 to 94 semester credit hours. The required course credit hours are shown in the table below. Clinical practice experiences for APRN programs took place in the clinical practice environment and ranged from 1020 to \_\_\_ total clinical practice hours required for degree completion.

Doctorate Degree Advanced Practice Registered Nurse Program	Semester Credit Hours Required for Degree Completion		
	Curriculum Course Types	Clinical Hours	Total for Degree
<b>North Dakota State University</b> <ul style="list-style-type: none"> <li>• BSN to DNP Family Nurse Practitioner</li> </ul>	Core Graduate Specialty Practice Core	1020	86
<b>University of Mary</b> <ul style="list-style-type: none"> <li>• BSN to DNP Family Nurse Practitioner</li> </ul>	Specialty	1280	86
<b>University of North Dakota</b> <ul style="list-style-type: none"> <li>• BSN to DNP Nurse Anesthesia</li> <li>• BSN to DNP Family Nurse Practitioner</li> <li>• BSN to DNP Psychiatric Mental Health Nurse Practitioner</li> </ul>	Specialty	2000	94
	Specialty	1100	83
	Specialty	1100	85

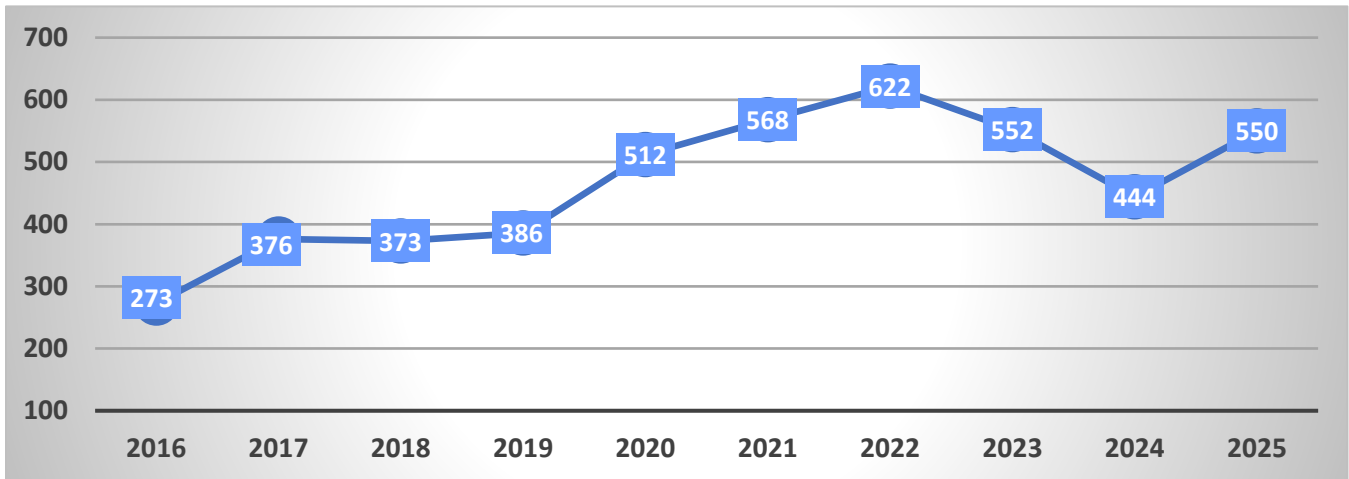
## Program Enrollment

Advanced Practice Registered Nurse Program	2024-2025		2023-2024	2024-2025	
	Total Students	% Total Students	Total Students	Difference	% Change
<b>Master's &amp; Doctorate Degree Programs</b>					
<b>University of North Dakota Specialty:</b> <ul style="list-style-type: none"> <li>MS Family Nurse Practitioner</li> <li>MS Psychiatric-Mental Health Nurse Practitioner</li> <li>MS Adult-Gerontology Primary Care Nurse Practitioner</li> <li>BSN to DNP Nurse Anesthesia</li> </ul>	249		196		
	83		58		
	0		5		
	88		66		
	[420]	76.36%	[325]	+95	+29.23%
<b>North Dakota State University</b> <ul style="list-style-type: none"> <li>BSN to DNP Family Nurse Practitioner</li> </ul>	52	9.45%	56	-4	-7.14%
<b>University of Mary</b> <ul style="list-style-type: none"> <li>BSN to DNP Family Nurse Practitioner</li> </ul>	78	14.18%	63	+15	+23.81%
<b>Total</b>	<b>550</b>	<b>100%</b>	<b>444</b>	<b>+106</b>	<b>+23.87%</b>

### Student Enrollment Percentage by APRN Program



**Ten Year Student Enrollment Trend for APRN Programs**



**Advanced Practice Registered Nurse Student Characteristics**

**Age**

The age of advanced practice registered nurse students in FY 2024-2025 ranged from 30 to 39 years old.

Advanced Practice Registered Nurse Program	Average Student Age
<b>University of North Dakota</b> <b>Specialty:</b> <ul style="list-style-type: none"> <li>MS Family Nurse Practitioner</li> <li>MS Psychiatric-Mental Health Nurse Practitioner</li> <li>MS Adult-Gerontology Primary Care Nurse Practitioner</li> <li>BSN to DNP Nurse Anesthesia</li> </ul>	     
<b>North Dakota State University</b> <ul style="list-style-type: none"> <li>BSN to DNP Family Nurse Practitioner</li> </ul>	  
<b>University of Mary</b> <ul style="list-style-type: none"> <li>BSN to DNP Family Nurse Practitioner</li> </ul>	  
<b>Average Age of All APRN Students</b>	<b>33</b>

## Racial Composition

The racial composition of advanced practice registered nurse students was reported as 80.6% White, similar to the previous year's 80.3%.

Advanced Practice Registered Nurse Program	Racial Composition							
	American Indian/ Alaska Native	Asian	Black/ African American	Native Hawaiian/ Other Pacific Islander	White	Multi-Racial	Other/ Unknown Not Reported	Total Students Reported
<b>University of North Dakota</b>								
• MS Family Nurse Practitioner	11	9	6	0	207	13	3	249
• MS Psychiatric-Mental Health Nurse Practitioner	3	4	20	0	50	5	1	83
• BSN to DNP Nurse Anesthesia	0	2	6	0	75	3	1	87
<b>North Dakota State University</b>								
• BSN to DNP Family Nurse Practitioner	3	0	2	2	45	0	0	52
<b>University of Mary</b>								
• BSN to DNP Family Nurse Practitioner	2	1	4	0	64	2	3	76
<b>Total</b>	<b>19</b>	<b>16</b>	<b>38</b>	<b>2</b>	<b>441</b>	<b>23</b>	<b>8</b>	<b>547</b>
<b>Percentage</b>	<b>3.5%</b>	<b>2.9%</b>	<b>6.9%</b>	<b>0.3%</b>	<b>80.6%</b>	<b>4.2%</b>	<b>1.5%</b>	<b>100%</b>

## Ethnic Composition

Most advanced practice registered nurse students were reported as Non-Hispanic, Latino, or Spanish.

Advanced Practice Registered Nurse Program	Ethnic Composition	
	Hispanic/Latino/ Spanish Origin	Non-Hispanic/ Latino /Spanish Origin
<b>University of North Dakota</b>		
• MS Family Nurse Practitioner	6	243
• MS Psychiatric-Mental Health Nurse Practitioner	0	83
• BSN to DNP Nurse Anesthesia	4	84
<b>North Dakota State University</b>		
• BSN to DNP Family Nurse Practitioner	2	50
<b>University of Mary</b>		
• BSN to DNP Family Nurse Practitioner	2	76
<b>Total</b>	<b>14</b>	<b>536</b>

## Gender

Most advanced practice registered nurse students were reported as Female (n=463, 84%).

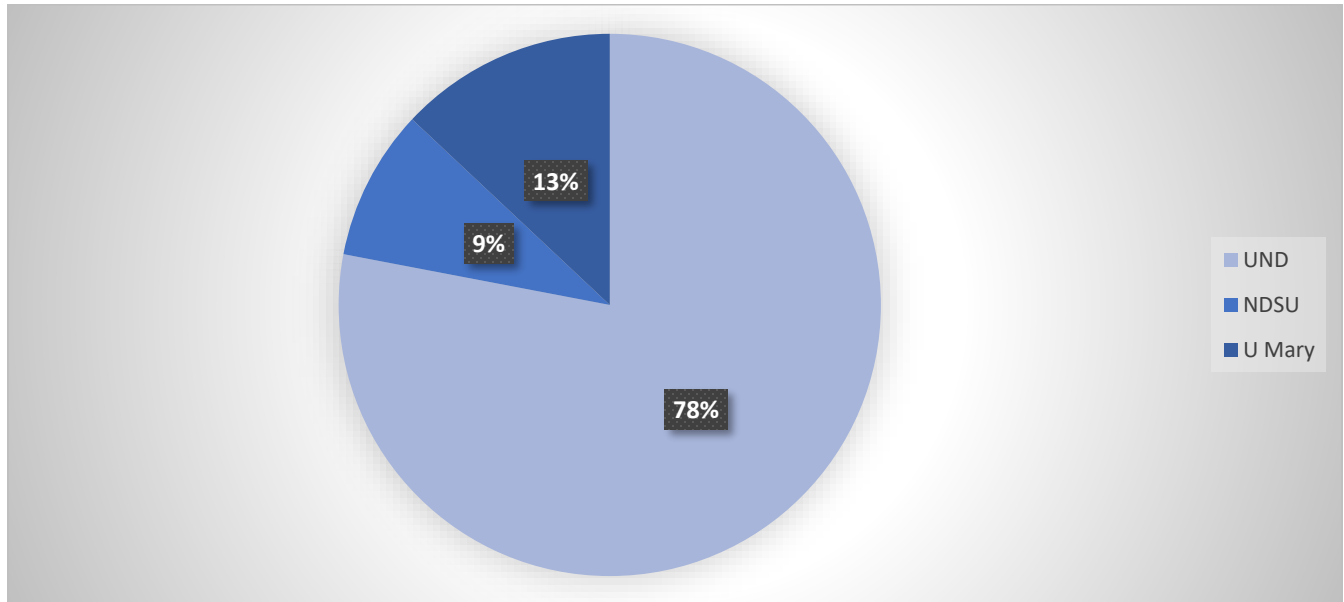
Advanced Practice Registered Nurse Program	Gender			
	Female	Male	Other	Total Students
<b>University of North Dakota</b> <b>Specialty:</b>				
• MS Family Nurse Practitioner	220	29	0	249
• MS Psychiatric-Mental Health Nurse Practitioner	69	14	0	83
• BSN to DNP Nurse Anesthesia	57	31	0	88
<b>North Dakota State University</b>				
• BSN to DNP Family Nurse Practitioner	48	4	0	48
<b>University of Mary</b>				
• BSN to DNP Family Nurse Practitioner	69	9	0	78
<b>Total</b>	<b>463</b>	<b>87</b>	<b>0</b>	<b>550</b>
<b>Percentage</b>	<b>84%</b>	<b>16%</b>	<b>0%</b>	<b>100%</b>

## Program Graduates

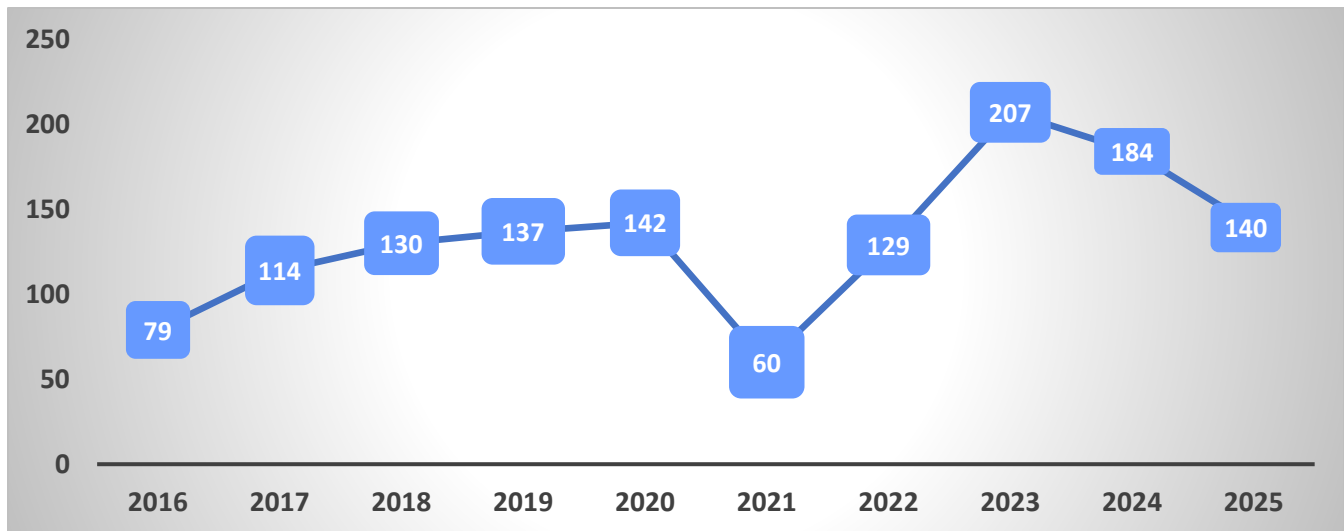
Master's and Doctorate Degree Advanced Practice Registered Nurse Programs reported 140 graduates in FY 2024-2025. This number reflects a 23.9% decrease from the previous fiscal year.

Master's & Doctorate Degree Advanced Practice Registered Nurse Program	2024-2025		2023-2024	2024-2025	
	Total Graduates	% Total Graduates	Total Graduates	Difference	% Change
<b>University of North Dakota</b>					
• MS Family Nurse Practitioner	64				
• MS Psychiatric-Mental Health Nurse Practitioner	26				
• MS Adult-Gerontology Primary Care Nurse Practitioner	0				
• BSN to DNP Nurse Anesthesia	19				
	[109]	77.85%	[146]	-37	-25.34%
<b>North Dakota State University</b>					
• BSN to DNP Family Nurse Practitioner	13	9.29%	15	-2	-13.33%
<b>University of Mary</b>					
• BSN to DNP Family Nurse Practitioner	18	12.86%	23	-5	21.74%
<b>Total</b>	<b>140</b>	<b>100%</b>	<b>184</b>	<b>-44</b>	<b>-23.9%</b>

**Graduate Percentage by APRN Program**



**Ten-Year Graduate Trend for APRN Program**



**Graduates by APRN Specialty**

	DNP		MSN	Total
Master's or Doctorate Degree Program	Family Nurse Practitioner	Nurse Anesthesia	Family Nurse Practitioner Psych-Mental Health	
North Dakota State University	13	0	0	13
University of Mary	18	0	0	18
University of North Dakota	0	19	90	109
<b>Total</b>	<b>31</b>	<b>19</b>	<b>90</b>	<b>140</b>

**Advanced Practice Registered Nurse Certification Exam First-Time Tester Pass Rates  
Five Year Trend by \*Calendar Year**

University of North Dakota	Advanced Practice Certification Designation	Certification Organization	2020	2021	2022	2023	2024	5-Year Cumulative Pass Rate
MS	Adult-Gerontology Primary Care NP	ANCC	(0/0) N/A	(0/0) N/A	(4/4) 100%	(0/0) N/A	(0/0) N/A	(4/4) 100%
MS	Adult-Gerontology Primary Care NP	AANPBC	(8/6) 75%	(2/0)* Passed # NR	(20/19) 95%	(6/6) 100%	(6/6) 100% *(3/3) 100%	(42/37) 88.1% *(37/34) 92%
MS	Family NP	ANCC	(0/0) N/A	(0/0) N/A	(8/6) 75% *(7/6) 86%	(0/0) N/A *(15/13) 87%	(8/7) 87.5% *(5/4) 80%	(16/13) 81.25% *(27/23) 85%
MS	Family NP	AANPBC	(34/34) 100% *(34/31) 91%	(3/2) 67%	(71/63) 88.7% *(70/58) 83%	(81/72) 88.9% *(76/65) 86%	(76/72) 86% *(55/53) 96%	(265/243) 91.7% *(238/209) 88%
MS	Psychiatric-Mental Health NP	ANCC	*(25/21) 84% *(21/20) 95%	(15/15) 100% *(12/12) 100%	(44/42) 95.5% *(43/41) 95%	(46/42) 91.3% *(41/39) 95%	(30/28) 93.3% *(31/28) 90%	(160/148) 92.5% *(148/140) 95%
BSN to DNP	CRNA	NBCRNA	(0/0) N/A	(13/10) 77%	(14/8) 57% *(14/8)	(17/15) 88%	(19/15) 79%	(53/48) 90.56% *(63/48) 76%

\*Corrections to first-time test-taker pass rates were provided by the University of North Dakota and are noted in red. These changes were necessary because previously submitted data reflected the total number of test takers rather than the number of first-time test takers.

North Dakota State University	Advanced Practice Certification Designation	Certification Organization	2020	2021	2022	2023	2024	5-Year Cumulative Pass Rate
BSN to DNP	Family NP	ANCC	(14/14) 100%	(15/15) 100%	(19/19) 100%	(15/15) 100%	(17/17) 100%	(80/80) 100%

University of Mary	Advanced Practice Certification Designation	Certification Organization	2020	2021	2022	2023	2024	5-Year Cumulative Pass Rate
BSN to DNP	Family NP	AANPBC	(19/18) 95%	(17/16) 94%	(24/23) 96%	(19/19) 100%	(22/22) 100%	(102/98) 96%
BSN to DNP	Family NP	ANCC	(0/0) N/A	(0/0) N/A	(4/3) 75%	(0/0) N/A	(0/0) N/A	(4/3) 75%

**Key:** ANCC American Nurses Credentialing Center; AANPBC = American Academy of Nurse Practitioners Board Certification; NBCRNA = National Board on Certification and Recertification of Nurse Anesthetists.

## Advanced Practice Registered Nurse Program Faculty

Respondents provided the number of full-time, part-time, and clinical adjunct faculty employed by the program. Full-time equivalent (FTE) faculty are expected to work at least 37.5 hours per week and engage in didactic and/or clinical instruction; policy review, curriculum development; student advisement; campus and community service; professional development; scholarly activities, and other responsibilities as defined by institutional policy. Part-time faculty work less than 37.5 hours per week and are responsible for assuming teaching responsibilities, usually collaborating with full-time faculty. Clinical adjunct faculty are responsible for teaching in the clinical practice environment under the direction of full-time and part-time faculty.

Advanced Practice Registered Nurse Program	Full-time	Part-time	Clinical Adjunct	Total Faculty	*Total FTE
<b>University of North Dakota Specialty:</b>					
• MS Family Nurse Practitioner	4	12	0	16	46.5
• MS Psychiatric-Mental Health Nurse Practitioner	3	2	0	5	
• BSN to DNP Nurse Anesthesia	6	1	0	7	
<b>North Dakota State University</b>					
• BSN to DNP Family Nurse Practitioner	6	1	0	7	45.38
<b>University of Mary</b>					
• BSN to DNP Family Nurse Practitioner	4	9	0	13	23.61
<b>Total</b>	<b>23</b>	<b>25</b>	<b>0</b>	<b>48</b>	<b>115.49</b>

\*Combined FTE for all programs offered by each institution, not exclusively the APRN program.

## Faculty Position Vacancies

APRN Program	# Full-time Faculty Vacancies	# Part-time Faculty Vacancies
<b>University of North Dakota Specialty:</b>		
• MS Family Nurse Practitioner	0	0
• MS Psychiatric-Mental Health Nurse Practitioner	0	0
• MS Adult-Gerontology Primary Care Nurse Practitioner	0	0
• BSN to DNP Nurse Anesthesia	0	0
<b>North Dakota State University</b>		
• BSN to DNP Family Nurse Practitioner	1	0
<b>University of Mary</b>		
• BSN to DNP Family Nurse Practitioner	0	0
<b>Total</b>	<b>1</b>	<b>0</b>

## Faculty Characteristics

### Age

Faculty Age Groups	Number of Faculty
Below 30 years	0
30-39 years	10
40-49 years	12
50-59 years	14
60 years and above	8
<b>Total</b>	<b>44</b>

Combined full-time and part-time faculty numbers.

### Racial Composition

Faculty Racial Composition	Number of Faculty
American Indian/Alaska Native	0
Asian	1
Black/African American	2
Native Hawaiian/Other Pacific Islander	0
White	36
Multi-Racial	0
Other	3
<b>Total</b>	<b>42</b>

Combined full-time and part-time faculty numbers. Faculty racial composition was not reported by all programs.

### Gender

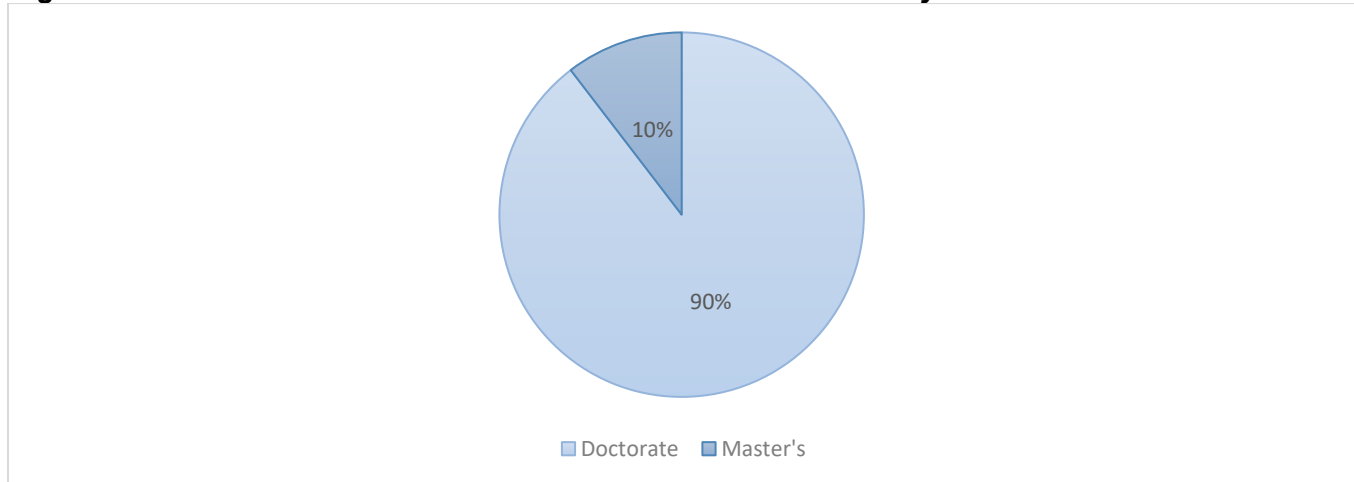
Faculty Gender	Number of Faculty
Male	8
Female	35
Other	0
<b>Total</b>	<b>43</b>

Combined full-time and part-time faculty numbers.

## Highest Academic Achievement of Faculty

The highest academic achievement of full-time and part-time faculty is displayed in the tables and chart below. Most full-time faculty, 92%, hold a doctorate degree in nursing, and 88 % of part-time faculty hold a doctorate degree. Faculty not holding the required graduate degree in nursing must utilize the NDAC Faculty Developmental Program rules, which require enrollment in a graduate program and making progress toward degree completion. Information required for each academically unqualified faculty member must be provided to the NDBON by the nurse administrator triannually, on October 1<sup>st</sup>, February 1<sup>st</sup>, and June 1<sup>st</sup> each fiscal year.

### Highest Academic Achievement for Part-time and Full-time Faculty Combined



## Full-time Faculty Highest Academic Achievement

Advanced Practice Registered Nurse Program	BSN	MSN	Doctorate	Total # Full-time Faculty
<b>University of North Dakota</b>				
• MS Family Nurse Practitioner	0	0	4	13
• MS Psychiatric-Mental Health Nurse Practitioner	0	1	2	
• MS Adult-Gerontology Primary Care Nurse Practitioner	0	0	0	
• BSN to DNP Nurse Anesthesia	0	0	6	
<b>North Dakota State University</b>				
• BSN to DNP Family Nurse Practitioner	0	0	6	6
<b>University of Mary</b>				
• BSN to DNP Family Nurse Practitioner	0	1	3	4
<b>Total</b>	<b>0</b>	<b>2</b>	<b>21</b>	<b>23</b>

## Part-time Faculty Highest Academic Achievement

Advanced Practice Registered Nurse Program	BSN	MSN	Doctorate	Total # Part-time Faculty
<b>University of North Dakota</b>				
• MS Family Nurse Practitioner	0	3	9	15
• MS Psychiatric-Mental Health Nurse Practitioner	0	0	2	
• MS Adult-Gerontology Primary Care Nurse Practitioner	0	0	0	
• BSN to DNP Nurse Anesthesia	0	0	1	
<b>North Dakota State University</b>				
• BSN to DNP Family Nurse Practitioner	0	0	1	1
<b>University of Mary</b>				
• BSN to DNP Family Nurse Practitioner	0	0	9	9
<b>Total</b>	<b>0</b>	<b>3</b>	<b>22</b>	<b>25</b>

## Programs Utilizing Faculty Developmental Program (FDP) Rules Fiscal Year 2024-2025

Fall – October 1, 2024

Program	Faculty Numbers		FTE Numbers		
	Total Number of Faculty	Faculty Participating in FDP	Total FTE (FT & PT combined)	FTE Participating in FDP	FTE Percentage Participating in FDP
<b>North Dakota State University (BSN &amp; Graduate Programs; 2 sites)</b>	40 FT & 32 PT =72	21	42.94	2.94	<b>6.85%</b>
<b>North Dakota State College of Science (PN &amp; RN Programs)</b>	14 FT & 3 PT =17	4	14.8	1.19	<b>8 %</b>
<b>University of North Dakota (BSN &amp; Graduate Programs)</b>	29 FT & 57 PT =86	7	46.17	2.92	<b>6.3%</b>
<b>Dakota Nursing Program Consortium (DCB, LRSC, BSC &amp; WSC) *Four college partners, each with a PN &amp; RN Program</b>	23 FT & 29 PT = 52	9	29.92	3.55	<b>12%</b>
<b>*DNPC Bismarck State College</b>	4FT & 10 PT = 14	3	6.8	1.4	<b>20.58%</b>
<b>*DNPC Dakota College at Bottineau</b>	7 FT and 5 PT = 12	0	7.85	0	<b>0%</b>
<b>*DNPC Lake Region State College</b>	8 FT and 11 PT = 19	4	10.37	0.85	<b>8.2%</b>
<b>*DNPC Williston State College</b>	4 FT and 3 PT = 7	2	4.9	1.3	<b>26.5%</b>
<b>University of Mary (BSN &amp; Graduate Programs)</b>	20 FT & 6.96 PT = 26.96	5	31.96	1.66	<b>5.19%</b>
<b>Rasmussen University (BSN Program)</b>	5 FT & 10 PT = 15	1	7.28	1.0	<b>13.74%</b>
<b>University Jamestown (BSN &amp; ASN Programs)</b>	9 FT & 7 PT = 16	1	10.0	1.0	<b>10%</b>
<b>Total</b>		<b>49</b>		<b>15.26</b>	

**Spring – February 1, 2025**

Program	Faculty Numbers		FTE Numbers		
	Total Number of Faculty	Faculty Participating in FDP	Total FTE (FT & PT combined)	FTE Participating in FDP	FTE Percentage Participating in FDP
<b>North Dakota State University (BSN &amp; Graduate Programs; 2 sites)</b>	40 FT & 32 PT =72	26	42.94	3.64	<b>8.48%</b>
<b>North Dakota State College of Science (PN &amp; RN Programs)</b>	15 FT & 3 PT =18	5	16.3	1.47	<b>9%</b>
<b>University of North Dakota (BSN &amp; Graduate Programs)</b>	29 FT & 57 PT =86	7	46.09	3.19	<b>6.92%</b>
<b>Dakota Nursing Program Consortium (DCB, LRSC, BSC &amp; WSC) *Four college partners, each with a PN &amp; RN Program</b>	27 FT and 34 PT = 61	12	35.62	6.7	<b>18.8%</b>
<b>*DNP Bismarck State College</b>	4 FT and 13 PT = 17	3	8.35	1.4	<b>16.8%</b>
<b>*DNP Dakota College at Bottineau</b>	7 FT and 6 PT = 13	0	8.05	0	<b>0%</b>
<b>*DNP Lake Region State College</b>	10 FT and 12 PT = 22	6	12.32	3.0	<b>24.4%</b>
<b>*DNP Williston State College</b>	6 FT and 3 PT = 7	3	6.9	2.3	<b>33%</b>
<b>University of Mary (BSN &amp; Graduate Programs)</b>	20 FT & 6.96 PT = 26.96	4	31.96	1.86	<b>5.82%</b>
<b>University of Jamestown (BSN &amp; ASN Programs)</b>	9 FT & 7 PT = 16	1	10.0	1.0	<b>10%</b>
<b>Minot State University (BSN Program)</b>	16 FT & 4 PT = 20	1	17.17	1.0	<b>5.88%</b>
<b>Total</b>		<b>68</b>		<b>25.56</b>	

**Summer – June 1, 2025**

Program	Faculty Numbers		FTE Numbers		
	Total Number of Faculty	Faculty Participating in FDP	Total FTE (FT & PT combined)	FTE Participating in FDP	FTE Percentage Participating in FDP
<b>Dickinson State University (AASPN and BSN Programs)</b>	3 FT 3 adjunct	1	3.5	0.6	<b>17%</b>
<b>Minot State University (BSN Program)</b>	15 FT 1 PT	1	15.42	1	<b>6.49%</b>
<b>North Dakota State University (BSN Program, Bismarck, ND)</b>	21	2	18.28	0.28	<b>1.53%</b>
<b>North Dakota State University (BSN Program, Bismarck, ND)</b>	20	1	18.28	0.14	<b>0.77%</b>
<b>University of Jamestown (ASN Program, Fargo, ND)</b>	8	1	6	0.5	<b>8.3%</b>
<b>University of Mary (DNP/FNP Graduate Program)</b>	15	1	6.75	1	<b>14.8%</b>
<b>Total</b>		<b>7</b>		<b>3.52</b>	

## Programmatic Summaries Listed by Institution

### Dakota Nursing Program Consortium Partner Institutions

**Programs offered:** Certificate Practical Nurse and Associate of Applied Science Registered Nurse offered at the following partner institution locations: Bismarck, ND, Devils Lake, ND, Bottineau, ND, and Williston, ND. The programs are also offered via satellite sites in many rural communities throughout North Dakota and through an online mobility format.

**Consortium Director:** Julie Traynor, MS, RN, CNE

**Partner Institution Nurse Administrators:**

**Bismarck State College:** Alex Glatt, MSN, RN, CNE

**Lake Region State College:** Karen Clementich, MS, RN

**Williston State College:** Gail Raasakka, MSN, RN, CNE

**Dakota College at Bottineau:** Paige Baade, MSN, RN

### **Major Programmatic Change Requests and Notifications in compliance with NDAC 54-03.2-06-02:**

- In July 2024, the Board:
  - Approved the request for the addition of the satellite site in Hazen, ND, for the Dakota Nursing Program Consortium, Bismarck State College, AAS RN Program, as the program has full approval, and the change complies with NDAC Programmatic Changes; and
  - Approved the request for change in organizational structures affecting the nursing division for the Dakota Nursing Program Consortium, Dakota College at Bottineau, PN and RN Programs, as the programs have full approval, and the change complies with NDAC Programmatic Changes; and
  - Approved the request for change in organizational structures affecting the nursing division for the Dakota Nursing Program Consortium, Bismarck State College, PN Certificate and AAS RN Programs as the programs have full approval, and the change complies with NDAC Programmatic Changes.
- In August 2024, the Board
  - Approved the request for enrollment increase of 20 seats, 10 seats per program, for the Dakota Nursing Program Consortium, Bismarck State College, Practical Nursing Certificate and AAS in Nursing Programs, Bismarck, ND campus as the programs have full approval, and the changes comply with NDAC Programmatic Changes.
- In October 2024, the Board
  - Found the Dakota Nursing Program Consortium, Certificate Practical Nurse and Associate of Applied Science in Nursing, Nurse Education Programs at BSC, LRSC, DCB, and WSC in Substantial Compliance with ND Administrative Code Standards for Nursing Education Programs; and
  - Granted Full Approval of the Dakota Nursing Program Consortium, Practical Nurse and Associate of Applied Science in Nursing, Nurse Education Programs at BSC, LRSC, DCB, and WSC through October 2029; and
  - Requires an Onsite Survey of the Dakota Nursing Program Consortium, Practical Nurse and Associate of Applied Science in Nursing, Nurse Education Programs at BSC, LRSC, DCB, and WSC Spring 2029.
- In January 2025, the Board
  - Approved the request for the addition of a satellite site in Jamestown, ND, and the request for an increase in enrollment of 4 seats (total of 16) for the Certificate PN Program at the Jamestown, ND satellite site.

- In April 2025, the Board
  - Approved the request for the deletion of the satellite site in Tioga, ND for the Dakota Nursing Program Consortium, Williston State College, Certificate PN Program as the program has full approval, and the changes comply with NDAC Programmatic Changes.
  - Reviewed the notification from the Dakota Nursing Program Consortium, Lake Region State College, Nursing Department, about a temporary change to the location of the Certificate PN and AAS RN Programs at the Mayville, ND, satellite site due to renovations.
  - Reviewed the notification from the Dakota Nursing Program Consortium, Lake Region State College, Nursing Department, about a change to the location of the Certificate PN and AAS RN Programs at the Grand Forks, ND, satellite site.

**Program Survey/Compliance Reports:**

- The most recent program survey conducted by the ND Board of Nursing was an onsite hybrid survey in spring 2024. The Board granted continued full program approval through October 2029.
- See Innovative Educational Model update below addressing compliance with progress reports for Innovative Model approved Apprenticeship Programs for Lake Region State College and Bismarck State College.

**Budget Overview:** The Certificate Practical Nurse and Associate of Science Registered Nurse Program budgets for each of the partner institutions are combined for this report.

- Bismarck State College-*Overall Total PN & ADN*: \$703,013. Salary \$541,275. Operations \$93,693. Capital expenditures \$68,045.
- DCB-*Overall Total PN & ADN*: \$1,529,206. Salaries \$1,040,844. Operations \$488,362. No capital expenditures reported.
- LRSC-*Overall Total PN & ADN*: \$1,652,412. Salaries \$1,382,904. Operations \$269,508. No capital expenditures reported.
- WSC-*Overall Total PN & ADN*: \$961,665. Salaries \$724,864. Operations \$117,311. Capital expenditures \$119,490.

**Innovative Educational Model/Approach:**

- In January 2025, the Board:
  - Approved the progress report submitted by the Dakota Nursing Program Consortium, Bismarck State College, Nurse Apprenticeship Program, PN Certificate, and AAS RN Nursing Programs, utilizing NDAC Innovation in Nursing Education, as the program meets the NDBON reporting requirements as outlined in NDAC Periodic Evaluation; and
  - Granted continued approval of Bismarck State College, Nurse Apprenticeship Programs through July 2025, with a progress report due June 27, 2025, providing evidence of outcomes being met and public protection not compromised for consideration of continued approval of the innovative approach as required in NDAC Requesting Continuation of the Innovative Approach.

**Comments:**

The Bismarck State College Certificate Practical Nurse Program has satellite sites in Ashley, Hazen, Harvey, Garrison, and Hettinger. The Dakota College at Bottineau, Certificate Practical Nurse Program has satellite sites in Valley City and Minot. The Lake Region State College Practical Nurse Program has satellite sites in Jamestown, Mayville and Grand Forks. Williston State College has Certificate Practical Nurse Program satellite sites in Tioga and Watford City. The Associate Degree Registered Nurse Program is offered by Bismarck State College at satellite sites in Ashley, Harvey, Hettinger and Garrison. Dakota College Bottineau offers the Associate Degree Registered Nurse Program in Valley City and Minot. The Lake Region State College offers the Associate Degree Registered Nurse Program in Mayville and Grand Forks.

## **Dickinson State University**

**Programs offered:** Associate in Applied Science in Practical Nursing (AASPN) and Bachelor of Science in Nursing Completion (practical nurse to registered nurse) located in Dickinson, ND.

**Nurse Administrators:** Collette Christophers, EdD, MSN, RN, PHN, CNE and Carey Haugen, DNP, APRN, AGCNS-BC

### **Major Programmatic Change Requests and Notifications in compliance with NDAC 54-03.2-06-02:**

- In July 2024, the Board approved the request for a change to end of program student learning outcomes for the Dickinson State University, Department of Nursing, AASPN Program, as the program has full approval, and the change complies with NDAC Programmatic Changes. as the program has full approval, and the changes comply with NDAC Programmatic Changes.

### **Program Survey/Compliance Reports:**

- The most recent program survey conducted by the ND Board of Nursing was an onsite hybrid survey in September and October 2021. At the January 2022 NDBON Board meeting, members granted continued full program approval through January 2027, with the next program survey scheduled to be a paper/interim survey in October 2026. At the January 2025 NDBON meeting, board members approved an updated survey schedule, moving the submission date to January 2027.
- In July 2024, the Board approved the July 12, 2024, Nursing Education Division program survey report to Dickinson State University outlining the areas identified of potential N.D.A.C. 54-03.2 non-compliance for the AASPN and BSN programs after the mass resignation of the nurse administrator and all full-time nursing faculty members received by NDBON on July 10, 2024, with request to present a plan to the NDBON July 25, 2024.
- In August 2024, the Board approved the August 15, 2024, progress report update from designated DSU nurse administrators addressing compliance with applicable sections of the NDAC.
- In October 2024, the Board approved the progress report update from the Dickinson State University interim nurse administrators addressing compliance with applicable sections of the ND Administrative Code Standards for Nursing Education Programs for the AASPN and BSN Programs.
- In January 2025, the Board approved the progress report update from the Dickinson State University interim nurse administrators addressing compliance with applicable sections of the ND Administrative Code Standards for Nursing Education Programs for the AASPN and BSN Programs.
- In April 2025, the Board approved the progress report update from the Dickinson State University interim nurse administrators addressing compliance with applicable sections of the ND Administrative Code Standards for Nursing Education Programs for the AASPN and BSN Programs.

**Budget Overview:** The Associate in Applied Science in Practical Nursing and Bachelor of Science in Nursing Completion program budgets are combined for this report since separate budgets do not exist for the Department of Nursing.

*Overall Total:* \$634,386. Salaries: \$472,932. Operations \$161,454. No capital expenditure reported.

## **Minot State University**

**Program offered:** Traditional Bachelor of Science in Nursing (BSN) located in Minot, ND.

**Nurse Administrator:** Amy Lee, DNP, RN, CNE

### **Major Programmatic Change Requests and Notifications in compliance with NDAC 54-03.2-06-02:**

- None

### **Program Survey/Compliance Reports:**

- The most recent program survey conducted by the ND Board of Nursing was a paper/interim program survey in February and March 2021. The Board granted continued full program approval through April 2026, with the next program survey scheduled to be an onsite survey of the program in February 2026. At the January 2025 NDBON meeting, board members approved an updated survey schedule, moving the onsite survey date to November 2026.

### **Budget Overview:**

*Overall Total:* \$1,69,108. Salaries: \$1,671,963. Operations \$25,145. No capital expenditure reported.

## **North Dakota State College of Science**

**Programs offered:** Associate in Applied Science Practical Nursing (AASPN), Diploma Practical Nursing, Associate in Science in Nursing (ASN) to Registered Nurse Completion, Associate in Applied Science (AAS) Registered Nurse, and LPN to RN Associate in Applied Science Program located in Wahpeton, ND.

**Nurse Administrator:** Debra Smith, MSN, RNC-NIC

### **Major Programmatic Change Requests and Notifications in compliance with NDAC 54-03.2-06-02:**

- In July 2024, the Board:
  - Approved the request for change in organizational structures affecting the nursing division for the North Dakota State College of Science, Department of Nursing, PN and RN Programs, as the programs have full approval, and the change complies with NDAC Programmatic Changes; and
  - Approved the request for enrollment increase of 16 seats for the North Dakota State College of Science, Department of Nursing, LPN to RN program as the program has full approval, and the change complies with NDAC Programmatic Changes.

### **Program Survey/Compliance Reports:**

- The most recent program survey conducted by the ND Board of Nursing was an onsite/virtual survey in February 2021. The Board granted continued full program approval through April 2026. The next program survey was scheduled to be a paper/interim survey in February 2026. At the January 2025 NDBON meeting, board members approved an updated paper/interim survey schedule, moving paper/interim survey submission date to August 2026.

**Budget Overview:** The Associate in Applied Science Practical Nursing (AASPN), Associate in Science in Nursing (ASN) to Registered Nurse Completion, and Associate in Applied Science (AAS) Registered Nursing budgets are combined for this report since separate budgets do not exist for the DON.

*Overall Total:* \$1,550,966. Salaries: \$1,540,889. Operations \$10,077. No capital expenditure reported.

## **North Dakota State University**

**Programs offered:** Traditional Bachelor of Science in Nursing (BSN), Accelerated Bachelor of Science in Nursing (ABSN), LPN to BSN, BSN to Doctor of Nursing Practice (DNP), Family Nurse Practitioner with sites located in Fargo and Bismarck, ND.

**Nurse Administrator:** Carla Gross, PhD, RN

**Bismarck Site Program Director:** Charys Kunkel, PhD, MSN, RN

### **Major Programmatic Change Request and Notifications in compliance with NDAC 54-03.2-06-02:**

- In January 2025, the Board:
  - Approved the request for change in Mission, Vision, and Core Value statements for the School of Nursing, as the programs have full approval, and the change complies with NDAC Programmatic Changes; and
  - Approved the request for the Deletion of course NURS 342: Adult Health I, and addition of course NURS 400: Comprehensive Adult Health I, and Change in overall credit hours required for the program completion from 53 credit hours to 55 credit hours for the North Dakota State University, College of Health and Human Sciences, School of Nursing, Baccalaureate Program Accelerated Track, as the program has full approval, and the changes comply with NDAC Programmatic Changes.

### **Program Survey/Compliance Reports:**

- The ND Board of Nursing conducted an onsite/virtual survey of the programs in March and April 2022 for consideration of continued full approval. The Board granted continued full program approval of all graduate and undergraduate nursing programs through July 2027. The next program survey is scheduled to be a paper/interim survey in March/April 2027. At the January 2025 NDBON meeting, board members approved an updated survey schedule, moving the paper/interim survey submission date to November 2027.

**Budget Overview:** The Baccalaureate and Doctor of Nursing Practice program budgets for both the Fargo and Bismarck campuses are combined for this report, as separate budgets do not exist for the School of Nursing. The operations budget does not include student fees or development funds.

*Overall Total:* \$6,020,732. Salaries: \$5,390,846. Operations \$629,886. No capital expenditure reported.

## **Rasmussen University**

**Programs offered:** Bachelor of Science in Nursing (BSN), Traditional and Second Degree Accelerated Bachelor of Science in Nursing (A-BSN) located in Fargo, ND.

**Nurse Administrator:** Mark Alvarez, PhD, MAN, RN

### **Major Programmatic Change Requests and Notifications in compliance with NDAC 54-03.2-06-02:**

#### **Program Survey/Compliance and Progress Reports:**

- The most recent program survey conducted by the NDBON was an onsite/virtual survey in October 2020. The Board granted full approval (first time following initial) of the program through October 2025. The next program survey is scheduled as an onsite survey in August 2025.

**Budget Overview:** The Fargo BSN Program's fiscal resources support all delivery methods, including online and residential instruction. The School of Nursing has its own distinct budget within the University, and the financial resources allocated to the Program are closely monitored as part of the University's overall fiscal annual budgeting process.

*Overall Total:* \$1,914,328. Salaries: \$1,273,591. Operations are \$395,737. Capital expenditures \$245,000.

## **Sitting Bull College**

**Program offered:** Associate of Science Practical Nurse (ASPN) located in Fort Yates, ND.

**Nurse Administrators:** Lindsey Helm, EdD, MSN, RN and Candida Goehring, CNP, MSN, RN

### **Major Programmatic Change Requests and Notifications in compliance with NDAC 54-03.2-06-02:**

- In April 2025, the Board reviewed the notification from the Sitting Bull College, ASPN Program, regarding a change in nurse administrator, interim appointed January 6, 2025.

#### **Program Survey/Compliance Reports:**

- The most recent program survey conducted by the ND Board of Nursing was an onsite/virtual survey of the program in October 2020. The Board granted continued full program approval through January 2026. The next program survey is scheduled to be an on-site survey in November 2025.

**Budget Overview:** The ASPN program is funded primarily through grants. The Native American Career and Technical Education Program [NACTEP] grant provides most of the funding for salaries and supplies. Additional funding comes from Title II, general funds, academics, student fees, and the state of North Dakota through the Higher Education budget for the Nursing Consortium.

*Overall Total:* \$185,149. Salaries: \$180,898. Operations \$4252. No capital expenditures were reported.

## **University of Jamestown**

**Programs offered:** Bachelor of Science in Nursing (BSN) located in Jamestown, ND; Associate of Science in Nursing (ASN) and Direct Entry Master's in Nursing (DEMSN) located in Fargo, ND.

**Nurse Administrator:** Jennifer Jacobson, MSN, RN

### **Major Programmatic Change Requests and Notifications in compliance with NDAC 54-03.2-06-02:**

- In January 2025, the University of Jamestown provided Programmatic Change Notification related to a change in Program Director for the ASN and DEMSN Programs.

### **Program Survey/Compliance Reports:**

- A paper/interim BSN program survey was conducted by the ND Board of Nursing in fall 2019, with the Board granting continued full program approval through January 2025. In Fall 2023, the program submitted requests with presurvey reports for consideration of initial approval of an ASN program and a DEMSN program. It was agreed by the nurse administrator and Board members to add the BSN program to the onsite survey activities planned for the two new programs to align the survey schedule for all programs, which is one year earlier than the BSN program survey was previously scheduled.
- The most recent program survey conducted by the ND Board of Nursing was an onsite/virtual survey of the ASN, DEMSN, and BSN programs in October 2023. In April 2024, the Board granted continued full program approval of the BSN program through July 2029. The next BSN program survey will be a paper/interim survey in spring 2029. In April 2024, the Board granted initial program approval of the ASN and DEMSN programs through July 2025 and required an onsite survey of both programs in spring 2025.

### **Budget Overview:**

*Overall BSN Program Total:* \$729,621. Salaries: \$700,652. Operations are \$26,182. Capital expenditures: \$2,788.

*Overall ASN Program Total:* \$1,855,469. Salaries: \$406,378. Operations \$355,727. Capital expenditures: \$1,093,364.

*Overall DEMSN Program Total:* \$1,729,869. Salaries: \$355,528. Operations are \$280,977. Capital expenditures: \$1,093,364.

## **University of Mary**

**Programs offered:** Bachelor of Science in Nursing (BSN and BAN), LPN to BSN Completion, accelerated 2<sup>nd</sup> Degree BSN, BSN to Doctor of Nursing Practice (DNP), Family Nurse Practitioner located in Bismarck, ND.

**Nurse Administrator:** Billie Madler, DNP, APRN, FNP-C, FAANP

### **Major Programmatic Change Requests and Notifications in compliance with NDAC 54-03.2-06-02:**

○

### **Program Survey/Compliance Reports:**

- The most recent program survey conducted by the ND Board of Nursing was an onsite hybrid survey in August and September 2021. The Board granted continued full program approval of all graduate and undergraduate nursing programs through January 2027. The next program survey is scheduled to be a paper/interim survey in October 2026.

**Budget Overview:**

*Overall Undergraduate Program Total:* \$2,495,79. Salaries: \$2,120,106. Operations: \$375,663. No capital expenditures reported.

*Overall Graduate Program Total:* \$819,119. Salaries: \$785,922. Operations \$30,197. No capital expenditures reported.

**University of North Dakota**

**Programs offered:** Traditional Bachelor of Science in Nursing (BSN), Master of Science (MS), Nurse Practitioner, and Post Baccalaureate to Doctor of Nursing Practice (PB-DNP) Nurse Anesthesia located in Grand Forks, ND. Three master's degree level nurse practitioner specialties are offered: the Psychiatric Mental Health Nurse Practitioner, Adult-Gerontology Primary Care Nurse Practitioner, and Family Nurse Practitioner.

**Nurse Administrator:** Maridee Shogren, DNP, APRN, CNM, CLC

**Major Programmatic Change Requests and Notifications in compliance with NDAC 54-03.2-06-02:**

- In July 2024, the Board
  - Approved the request from the University of North Dakota, Department of Nursing, DNP Program, for the addition of a degree offered, the post-baccalaureate to Doctor of Nursing Practice Degree for the Family Nurse Practitioner and Psychiatric Mental Health Nurse Practitioner specialty tracks, as the program has full approval, and the changes comply with NDAC Programmatic Changes.
- In April 2025, the Board
  - Approved the request from the University of North Dakota for a change in the College of Nursing and Professional Disciplines' mission statement and program outcomes for the BSN program and MSN and DNP post-graduate certificate programs, as the programs have full approval, and the changes comply with NDAC Programmatic Changes.

**Program Survey/Compliance Reports:**

The most recent program survey conducted by the ND Board of Nursing was an onsite/virtual survey in September and October 2020. The Board granted continued full program approval for all graduate and undergraduate nursing programs through January 2026. The next program survey is scheduled to be a paper/interim survey in January 2026.

**Budget Overview: Salary total includes fringe benefits.** The University of North Dakota, College of Nursing and Professional Disciplines, Department of Nursing undergraduate and graduate budgets are combined for this report. Salary data includes fringe benefits. The university changed budget models in 2019. This budget is consistent with previous reporting years and does not include amounts paid for grant expenses, support unit costs and institutional contributions.

*Overall Total:* \$6,586,452. Salaries: \$6,321,404. Operations \$265,048. No capital expenditures reported.

## Recognized Distance Nursing Education Programs

The North Dakota Board of Nursing (NDBON) adheres to a process for recognizing distance nursing education programs. The process facilitates collaborations among the NDBON, distance nursing education programs, and distance nursing refresher course providers seeking clinical placements for *pre-licensure* (LPN, RN, and APRN) students in ND facilities.

The following table displays the distance nursing education programs recognized by the ND Board of Nursing, FY 2024-2025 (fall, spring, and summer semesters), for utilization of ND clinical sites and preceptors for student clinical practice experiences. 42 out-of-state nursing education programs requested and were granted recognition status for the FY. Of those recognized, 30 programs requested student placements in ND facilities during the FY.

<b><i>Nursing Education Program</i></b>	<b><i>Program Type</i></b>	<b><i>Officially requested recognition status and have met all Section 1 guideline requirements commensurate with degree level</i></b>	<b><i>Officially requested student placement in ND for clinical practice experiences and have met all Section 2 clinical practicum guideline requirements</i></b>
<b>Augustana University,</b> Sioux Falls, SD	MSN Nurse Practitioner (FNP) APRN Program	X	X
<b>Bemidji State University,</b> Bemidji, MN	BSN (RN) Program	X	
<b>Bethel University,</b> St. Paul, MN	MSN Nurse Midwifery (APRN) program	X	
<b>Bradley University,</b> Peoria, IL	DNP & MSN Nurse Practitioner (APRN) programs	X	X
<b>Briar Cliff University</b> Sioux City, IA	MSN Nurse Practitioner (APRN) Program	X	
<b>Chamberlain University,</b> Downers Grove, IL	MSN Nurse Practitioner All Specialty Tracks (FNP, AGACNP, AGPCNP, PMHNP) & Post-Master's Certificate FNP, AGACNP, AGPCNP, PMHNP (APRN) programs	X	X
<b>Clarkson College,</b> Omaha, NE	MSN & BSN to DNP Nurse Practitioner (APRN) programs	X	
<b>Concordia College,</b> Moorhead, MN	BAN (RN) programs	X	X
<b>Concordia University Wisconsin,</b> Mequon, WI	MSN Nurse Practitioner (APRN) programs	X	
<b>Creighton University,</b> Omaha, NE	MSN and DNP Nurse Practitioner (APRN) programs	X	X
<b>Duke University,</b> Durham, NC	MSN Nurse Practitioner (APRN) programs, all specialty tracks, Post Graduate Certificate Programs	X	
<b>Frontier Nursing University,</b> Hyden, KY	MSN Nurse Midwifery & Nurse Practitioner (APRN) programs	X	X

<b>Georgetown University,</b> Washington, DC	MSN Nurse Midwifery & Nurse Practitioner (APRN) programs	X	
<b>Herzing University,</b> Menomonee Falls, WI	MSN & Post Master's Certificate Nurse Practitioner (APRN) Programs	X	X
<b>Lake Area Technical College,</b> Watertown, SD	Diploma (PN) program	X	X
<b>Liberty University,</b> Lynchburg, VA	MSN Nurse Practitioner (APRN) Programs	X	
<b>Maryville University,</b> St. Louis, MO	MSN, Post-Graduate Certificate, & DNP Nurse Practitioner (APRN) programs	X	X
<b>Minnesota State Community and Technical College,</b> Moorhead, MN	Diploma (PN) and ADN (RN) programs	X	X
<b>Minnesota State University Moorhead,</b> Moorhead, MN	BSN (RN) program	X	X
<b>Mount Marty College,</b> Sioux Falls, SD	Doctor of Nurse Anesthesia Practice and MSN Nurse Practitioner (APRN) programs	X	X
<b>Northland Community and Technical College,</b> East Grand Forks, MN	Diploma (PN) and Associate Degree Mobility Nursing (RN) programs	X	X
<b>Norwich University,</b> Northfield, VT	MSN Nurse Practitioner (APRN) Program all specialties	X	X
<b>Post University,</b> Waterbury, CT	MSN Nurse Practitioner (APRN) programs	X	X
<b>Purdue University Global,</b> West Lafayette, IN	MSN & Post-Graduate Certificate Nurse Practitioner (APRN) programs	X	X
<b>Rasmussen University,</b> Moorhead Campus, Moorhead, MN	Diploma Practical Nursing (PN) and ADN (RN) programs; MSN, PMH Nurse Practitioner program	X	X
<b>Regis College,</b> Weston, MA	BSN to DNP & Post Graduate Certificate All Specialty Tracks Nurse Practitioner (APRN) Programs	X	X
<b>Rocky Mountain University of Health Professions,</b> Provo, UT	MSN, DNP, & Post-Master's Certificate Nurse Practitioner (APRN) programs	X	
<b>St Ambrose University</b> Davenport, IA	BSN (RN) Program	X	X
<b>Simmons University,</b> Boston, MA	MSN Nurse Practitioner (APRN) programs	X	X
<b>South Dakota State University,</b> Brookings, SD	BSN (RN), MSN, Post-Master's Certificate and DNP Nurse Practitioner (APRN) programs	X	X
<b>Spring Arbor University,</b> Spring Arbor, MI	MSN, Nurse Practitioner (APRN) programs	X	X
<b>Texas Wesleyan University,</b> Ft. Worth, TX	Doctor of Nurse Anesthesia Practice (APRN) program	X	X
<b>The College of St. Scholastica,</b> Duluth, MN	BSN (RN), Post-Graduate Certificate & BS to DNP Nurse Practitioner (APRN) Programs	X	
<b>United States University,</b> San Diego, CA (Aspen University, Denver, CO)	MSN Nurse Practitioner (APRN) programs	X	X

<b>University of Cincinnati,</b> Cincinnati, OH	MSN Nurse Practitioner (APRN) programs	X	X
<b>University of Minnesota,</b> Minneapolis, MN	DNP Nurse Practitioner, Nurse Midwifery, Nurse Anesthesia, Clinical Nurse Specialist (APRN) and BSN and MN (RN) programs	X	X
<b>University of South Alabama,</b> Mobile, AL	MSN & BSN to DNP Nurse Practitioner (APRN) programs	X	
<b>University of South Dakota,</b> Sioux Falls, SD	Doctor of Nurse Anesthesia Practice (APRN) program	X	X
<b>Vanderbilt University,</b> Nashville, TN	MSN, Post-Master's Certificate, and DNP Nurse Practitioner (APRN) programs	X	X
<b>Walden University,</b> Minneapolis, MN	MSN Nurse Practitioner (APRN) programs	X	X
<b>Western University of Health Sciences,</b> Pomona, CA	DNP & Post Master's Certificate (FNP, PMHNP specialties) Nurse Practitioner (APRN) programs	X	

No out-of-state Nurse Refresher Courses requested recognition by the NDBON during FY 2024-2025 for purposes of student placement in North Dakota for clinical practice experiences.

## Recognized Distance Nursing Education Program Student Clinical Placements in North Dakota

The following table depicts the degree level and number of students placed in North Dakota healthcare facilities by recognized distance nursing education programs for the purpose of completing clinical practice experiences.

Distance Nursing Education Program Recognition 2023-2024						Change from 2023-2024		
	Fall 2024 # of Students	Spring 2025 # of Students	Summer 2025 # of Students	Total # of Students 2024-2025	Percent of Students Per Program Type	Total 2023-2024	Change in Student Numbers from 2023-2024	
<b>Degree offered</b>								
Diploma LPN	149	144	36	329	21%	344	-15	
AD, PN	0	0	0	0	0	0	No change	
ADN RN	147	131	173	451	29%	502	-51	
LPN to BSN, RN	0	0	0		0	0	No change	
BSN, RN	214	196	179	589	37%	334	+255	
MSN, APRN FNP/NNP WHNP/PMH AGPC	46	56	52	154	10%	120	+34	
MSN, NM	0	0	0	0	0	3	-3	
DNP, FNP	11	10	0	21	1.3%	19	+2	
DNAP	8	8	12	28	1.8%	25	+3	
DNP, NM	0	3	1	4	0.3%	1	+3	
<b>TOTAL</b>	<b>575</b>	<b>548</b>	<b>453</b>	<b>1,576</b>		<b>1,348</b>	<b>+228</b>	

## **Summaries of NDAC Related Approvals and Compliance Reports For Recognized Distance Nursing Education Programs**

### **Concordia College, Moorhead, MN**

**Programs offered:** Traditional Bachelor of Science in Nursing BSN; Second Degree, Accelerated BSN located in Moorhead, MN.

**Nurse Administrator:** Jack Rydell, DNP, RN, CNE

#### **Programmatic Requests:**

- January 2025, the Board approved the request from Concordia College Baccalaureate Degree Nursing Program nurse administrator, allowing the use of BSN-prepared RNs enrolled and making progress in a graduate program for clinical practice instruction, Spring 2025, as the program holds NDBON Annual Recognition, complies with NDCC 43-12.1-17. Nursing Education Programs, Section 1. and the Request Aligns with NDAC 54-03.2-04-08 Employment of Academically Unqualified Faculty, Subsection 3. Other Circumstances as Approved by the Board.

#### **Program Progress/Compliance Reports:**

- January 2025, the NDBON found the progress report submitted by the Concordia College Baccalaureate Degree Nursing Program met the NDBON reporting requirements and provided evidence of compliance with 54-03.2-04-04. Baccalaureate or master's degree nurse education program faculty qualifications and 54-03.2-04-08. Employment of academically unqualified faculty.

### **Rasmussen University, Moorhead, MN**

**Programs offered:** Associate Degree in Nursing (RN), Practical Nurse Certificate (PN)

**Nurse Administrator:** Mark Alvarez, PhD, MAN, RN

#### **Programmatic Requests:**

- In August 2024, the Board approved the request allowing the use of two baccalaureate-prepared RNs enrolled and making progress in master's programs for clinical practice instruction fall 2024 through spring 2025 from Rasmussen University, Moorhead, MN, ADN Program as the program holds NDBON Annual Recognition, complies with NDCC Nursing Education Programs, Section 1. and the request aligns with NDAC Employment of Academically Unqualified Faculty, Subsection 3. Other Circumstances as Approved by the Board.

### **Minnesota State University Moorhead, Moorhead, MN**

**Programs Offered:** Traditional Baccalaureate of Science in Nursing (BSN)

**Nurse Administrator:** Alicia Swanson, EdD, MSN, RN, PHN, HNB-BC

#### **Programmatic Requests:**

- In October 2024, the Board approved the request from the Minnesota State University Moorhead, MN, BSN Program allowing the use of a BSN-prepared RN enrolled and making progress in a master's program for clinical practice instruction Spring 2025 Semester, January 13-May 14, as the program holds NDBON Annual Recognition, complies with NDCC Nursing Education Programs, Section 1. and the Request Aligns with NDAC Employment of Academically Unqualified Faculty, Subsection 3. Other Circumstances as Approved by the Board.