

North Dakota Board of Nursing

NURSING EDUCATION ANNUAL REPORT

Fiscal Year 2022-2023



The North Dakota Board of Nursing is recognized by the United States Department of Education as the state approval agency for nurse education in North Dakota.

Table of Contents

Overview and Methodology	3
United States Department of Education	5
Approved Nursing Education Programs	7
Certificate Practical Nurse Programs.....	7
Associate Degree Practical Nurse Programs	8
Associate Degree RN Programs.....	8
Baccalaureate Degree RN Programs	9
Master's Degree APRN Programs.....	9
Doctoral Degree APRN Programs	10
Practical Nurse Education Programs.....	11
Education Curriculum	11
Program Enrollment Capacity.....	13
Program Enrollment.....	14
Practical Nurse Student Characteristics	15
Program Graduates.....	18
Fiscal Year 2021-2022 NCLEX-PN ® Program Pass Rates.....	21
Graduates Licensed in North Dakota as Practical Nurses FY 2021-2022	22
Practical Nurse Program Faculty	23
Faculty Position Vacancies.....	24
Faculty Characteristics	24
Highest Academic Achievement of Faculty	25
Full-time Faculty Highest Academic Achievement.....	25
Part-time Faculty Highest Academic Achievement.....	26
Registered Nurse Education Programs	27
Education Curriculum	27
Program Enrollment Capacity.....	31
Program Enrollment.....	32
Registered Nurse Student Characteristics.....	34
Program Graduates.....	38
Fiscal Year 2021-2022 NCLEX-RN ® Program Pass Rates.....	41
Graduates Licensed in North Dakota as Registered Nurses FY 2021-2022.....	42
Registered Nurse Program Faculty	44
Faculty Position Vacancies.....	45
Highest Academic Achievement of Faculty	46
Full-time Faculty Highest Academic Achievement.....	46
Part-time Faculty Highest Academic Achievement.....	47
Advanced Practice Registered Nurse Education Programs	48

Education Curriculum	48
Program Enrollment.....	49
Advanced Practice Registered Nurse Student Characteristics	50
Program Graduates.....	53
APRN Speciality Certification Pass Rates – 5-Year Cumulative	55
Advanced Practice Registered Nurse Program Faculty	56
Faculty Position Vacancies.....	57
Faculty Characteristics	58
Highest Academic Achievement of Faculty	59
Full-time Faculty Highest Academic Achievement.....	59
Part-time Faculty Highest Academic Achievement.....	60
Programs Utilizing Faculty Developmental Program (FDP) Rules.....	61
Programmatic Summaries by Institution	64
Dakota Nursing Program Consortium.....	64
Dickinson State University.....	65
Minot State University.....	66
North Dakota State College of Science	66
North Dakota State University	68
Rasmussen University.....	68
Sitting Bull College	69
University of Jamestown.....	70
University of Mary.....	70
University of North Dakota.....	71
Recognized Distance Nursing Education Programs.....	72
Student Clinical Placements.....	74
Summaries of NDAC Related Approvals and Compliance Reports.....	75
Concordia College, Moorhead, MN	75
Minnesota State University Moorhead, MN	75
Addendum to the Report.....	76
Practical Nurse Education Programs, Program Enrollment Capacity, Corrected Information.....	76
Registered Nurse Education Programs, Program Enrollment Capacity Corrected Information.....	77

Overview and Methodology

The North Dakota Board of Nursing (NDBON) requires each approved prelicensure nursing education program to submit a comprehensive annual report. Data for the fiscal year (FY) 2022-2023 report was collected by the NDBON in collaboration with the National Council of State Boards of Nursing (NCSBN) in fulfillment of continuing compliance monitoring for ongoing approval of North Dakota nursing education programs in accordance with NDAC 54-03.2-07-09. The report provides a descriptive analysis of all data collected. Aggregate data collected from each NDBON approved nursing education program for this report is from the time period established in NDAC between July 1, 2022, and June 30, 2023.

All annual nursing education program data submitted is reviewed and evaluated for compliance with *NDAC Article 54-03.2 Standards for Nursing Education Programs*. Required data submitted by program nurse administrators for the comprehensive annual nursing education report aligns with U.S. Department of Education requirements for ND Board of Nursing recognition as a nationally accredited agency for approval of nurse education in North Dakota.

According to *NDAC Section 54-03.2-07-09 (2a.)* ND Board of Nursing approved nursing education programs are reevaluated at a minimum of every five years to ensure compliance with the standards for nursing education. A program that holds national nursing accreditation may seek the Board's approval through a paper survey process if the program received full approval following an onsite survey of no more than five years prior, if quality indicators remain constant as evidenced by the information provided in the NDBON Annual Nursing Education Report submission, and NCLEX pass rate for first-time test takers has remained above 80% in three of the last four years. If a program does not hold national nursing accreditation, an onsite survey is required every five years. Survey information and Board related actions are described in this section of the report.

Statistical data detailed in this report includes current and historical data about students, education program capacity, curriculum, graduates, National Council Licensure Examination (NCLEX®) results, and faculty for each nursing education program. Data and information included for each approved program includes 1) progress toward achievement of stated program objectives 2) qualifications and major responsibilities of the nurse administrator and each faculty member 3) current enrollment by class and student-teacher ratios 4) number of admissions per year for the past five years 6) number of graduates per year for past five years 7) curriculum plan 8) descriptions of resources and facilities, clinical areas and contractual arrangements.

Each program provides comprehensive information regarding practice facilities utilized for clinical practice experiences. Collectively programs in North Dakota utilize over 250 different practice facilities to complete student clinical practice experience requirements. Performance of students on state board examinations is monitored by the NDBON quarterly through NCLEX® reports provided by NCSBN and Pearson VUE reports. The past year and ten-year trend NCLEX® statistics are included in the report. The report also includes quarterly data submitted by programs utilizing *NDAC 54-03.2-04-08.1 Faculty Developmental Program* during the fiscal year. The Faculty Developmental Program rules allow programs with Board approval to utilize baccalaureate prepared faculty who are continuously enrolled and progressing in a graduate nursing education program. Programs may have up to fifteen percent of faculty full-time equivalents or one faculty full-time equivalent for a program with seven or fewer faculty who are academically unqualified per NDAC.

Each nursing education program is required to submit a current academic year course catalog. This report includes information throughout that verifies the collection of a current academic year course catalog from each of the nursing education programs. Information verified using the course catalog and referred to within the report includes but is not limited to national nursing accreditation, student and

academic policies, clinical policies including immunization, background check policies, courses, library resources and admission, progression and graduation policies and curriculum design.

A student handbook or program brochure that includes student policies for selection, progression (promotion) and graduation was provided with each program's annual report data and policies and procedures were reviewed and verified. Each program also provided an explanation of the way the program safeguards student health and safety within their report submission and procedures for the safety and wellbeing of enrolled students were reviewed and verified. Finally, each program submitted yearly fiscal budget information that was reviewed for comparison with the most recent annual and survey reports and programmatic change requests as applicable.

A narrative summary is provided for each of the approved nursing education programs which includes budgetary details submitted by the program and program related Board actions for the fiscal year including major programmatic changes and notifications, innovative nursing projects, program surveys and/or compliance reports.

To request further information, please contact the ND Board of Nursing at education@ndbon.org

North Dakota Board of Nursing ©
919 South 7th Street, STE 504
Bismarck, ND 58504

[Overview - ND Board of Nursing \(ndbon.org\)](https://www.ndbon.org)



Report Completed by:

Tammy Buchholz, DNP, RN, CNE, FRE
Associate Director for Education

Sam Breen, MSN, RN
Nurse Consultant

Acknowledgements:

- The North Dakota Nursing Education Program Nurse Administrators for survey completion.
- NCSBN Education Team for collaborative support and assistance to obtain survey data.

United States Department of Education Grants North Dakota Board of Nursing Continued Recognition as State Approval Agency for Nurse Education

The NDBON was first recognized by the DOE as an approval agency for nurse education in the State of North Dakota in 2002 for a period of two years and has been continuously recognized nationally since that time. The most recent review of the agency for renewal of its recognition occurred between January 2020 to September 2021. DOE staff virtually observed NDBON survey staff during several nursing program surveys during the review period as part of the recognition renewal review process. The NDBON is one of only five Boards of Nursing in the U.S. that are recognized by the DOE as specialized accrediting agencies.

The United States Department of Education (DOE) Deputy Under Secretary, Jordan Matsudaira, notified the North Dakota Board of Nursing (NDBON) on May 20, 2022, of his decision to approve the agency's request for renewal of recognition.

The National Advisory Committee on Institutional Quality and Integrity (NACIQI) met on February 23, 2022, to consider the DOE staff analysis report and recommendation related to the NDBON petition for continued recognition. NACIQI unanimously recommended approving the NDBON request for renewal of recognition at the meeting. Mr. Matsudaira concurred with the recommendations of DOE staff and NACIQI and granted the NDBON continued recognition as a statewide programmatic accreditor of nurse education programs in North Dakota for a period of four years.

The North Dakota Board of Nursing is legally authorized to regulate nurse education programs in the state of North Dakota under the Nurse Practices Act, NDCC and NDAC. The NDBON presently approves three graduate level nursing education programs, seven baccalaureate programs and five associate degree programs designed to prepare individuals for registered nurse licensure. In addition, the NDBON approves three associate degree programs and four certificate programs for practical nursing. Recognition by the DOE enables professional nurse education programs to seek eligibility for federal assistance pursuant to the Nurse Training Act of 1964, as amended. Recognition by the DOE ensures quality, accountability, and improvement of survey processes for the NDBON and provides reassurance to North Dakota citizens about the quality of nursing education programs in the state.

The DOE provides oversight of the postsecondary accreditation system through its review of all federally recognized accrediting agencies. The DOE holds accrediting agencies accountable by ensuring that they enforce their accreditation standards effectively. Also, as a part of the DOE's oversight roles, the Secretary of Education is required by law to publish a list of nationally recognized accrediting agencies that the Secretary determines to be reliable authorities as to the quality of education or training provided by the institutions of higher education and the higher education programs they accredit. The U.S. Secretary of Education also recognizes State agencies for the approval of public postsecondary vocational education and nurse education.



UNITED STATES DEPARTMENT OF EDUCATION

May 20, 2022

Jane Christianson, RN
President
North Dakota Board of Nursing
919 S. 7th St., Ste. 504
Bismarck, ND 58504

Dear Ms. Christianson:

I am writing to inform you of my decision on the renewal of recognition of the North Dakota Board of Nursing (NDBN). U.S. Department of Education (Department) staff and the National Advisory Committee on Institutional Quality and Integrity (NACIQI) have each made recommendations to me. These recommendations were made under sections 114 and 496 of the Higher Education Act of 1965, as amended, and pursuant to relevant statutory and regulatory provisions.

Both Department staff and NACIQI recommend that I approve the Agency's request for renewal of recognition. I concur with the recommendations of the Department staff and NACIQI, and accordingly, I approve the NDBN application for continued recognition as a statewide programmatic accreditor of nurse education programs in North Dakota for a period of four years.

Scope of Recognition: NDBN is legally authorized to regulate nurse education programs statewide in North Dakota.

Sincerely,

Jordan
Matsudair

Digitally signed by
Jordan Matsudaira
Date: 2022.05.20 16:09:51
-04'00'

a

Jordan Matsudaira

Deputy Under Secreta

400 MARYLAND AVE. S.W., WASHINGTON, DC 20202-1100
www.ed.gov

The Department of Education's mission is to promote student achievement and preparation for global competitiveness by fostering educational excellence and ensuring equal access.

Approved Nursing Education Programs

The table below indicates the total number of approved prelicensure nursing education programs in North Dakota for licensed practical nurses (LPN), registered nurses (RN), and advanced practice registered nurses (APRN) for the past five years.

Year	Certificate Practical	Associate Practical	Associate Registered	Baccalaureate	Master's	Doctorate
2019	4	3	5	7	1	3
2020	4	3	5	7	1	3
2021	4	3	5	7	1	3
2022	4	3	5	7	1	3
2023	4	3	5	7	1	3

All North Dakota's prelicensure nursing education programs and approval status during FY 2022-2023 are listed in the following tables. For the most up-to-date information about a nursing education program's approval status see the NDBON website at [Approved Nursing Programs - ND Board of Nursing \(ndbon.org\)](https://www.ndbon.org). You may also visit the institution's website for more information about the type of programs and tracks offered.

Certificate Practical Nurse Programs	NDBON Approval	National Accreditation
Dakota Nursing Program at Bismarck State College (BSC) Main Campus: Bismarck, ND Nurse Administrator: Julie Traynor, MS, RN, CNE Director: Andrea Paulson, MSN, RN, CNE	Full	Higher Learning Commission (HLC)
Dakota Nursing Program at Dakota College at Bottineau (DCB) Main Campus: Bottineau, ND Nurse Administrator: Julie Traynor, MS, RN, CNE Director: Paige Baade, MSN, RN	Full	HLC
Dakota Nursing Program at Lake Region State College (LRSC) Main Campus: Devils Lake, ND Nurse Administrator: Julie Traynor, MS, RN, CNE Director: Karen Clementich, MSN, RN	Full	HLC
Dakota Nursing Program at Williston State College (WSC) Main Campus: Williston, ND Nurse Administrator: Julie Traynor, MS, RN, CNE Director: Gail Raasakka, MSN, RN, CNE	Full	HLC

Associate Degree Practical Nurse Programs	NDBON Approval	National Accreditation
Dickinson State University (DSU) Main Campus: Dickinson, ND Nurse Administrator: Lucy Meyer, DNP, RN	Full	HLC ACEN
North Dakota State College of Science (NDSCS) Main Campus: Wahpeton, ND Nurse Administrator: Debra Smith, MSN, RNC-NIC	Full	HLC ACEN
Sitting Bull College (SBC) Main Campus: Fort Yates, ND Nurse Administrator: Lindsey Helm, EdD, MSN, RN	Full	HLC

Associate Degree RN Programs	NDBON Approval	National Accreditation
Dakota Nursing Program at Bismarck State College (BSC) Main Campus: Bismarck, ND Nurse Administrator: Julie Traynor, MS, RN, CNE Director: Andrea Paulson, MSN, RN, CNE	Full	HLC ACEN
Dakota Nursing Program at Dakota College at Bottineau (DCB) Main Campus: Bottineau, ND Nurse Administrator: Julie Traynor, MS, RN, CNE Director: Paige Baade, MSN, RN	Full	HLC CNEA
Dakota Nursing Program at Lake Region State College (LRSC) Main Campus: Devils Lake, ND Nurse Administrator: Julie Traynor, MS, RN, CNE Director: Karen Clementich, MSN, RN	Full	HLC ACEN
Dakota Nursing Program at Williston State College (WSC) Main Campus: Williston, ND Nurse Administrator: Julie Traynor, MS, RN, CNE Director: Gail Raasakka, MSN, RN, CNE	Full	HLC CNEA
North Dakota State College of Science (NDSCS) Main Campus: Wahpeton, ND Nurse Administrator: Debra Smith, MSN, RNC-NIC	Full	HLC ACEN

Baccalaureate Degree RN Programs	NDBON Approval	National Accreditation
Dickinson State University (DSU) Main Campus: Dickinson, ND Nurse Administrator: Lucy Meyer, DNP, RN	Full	HLC ACEN
Minot State University (MSU) Main Campus: Minot, ND Nurse Administrator: Amy Lee, MSN, RN, CNE (Interim 2-11-2022); Appointed 9-8-2022	Full	HLC CCNE
North Dakota State University (NDSU) Main Campus: Fargo, ND Nurse Administrator: Carla Gross, PhD, MSN, RN Second Campus: NDSU Nursing at Sanford Health, Bismarck, ND Director: Charys Kunkel, MSN, RN	Full	HLC CCNE
Rasmussen University Main Campus: Fargo, ND Nurse Administrator: Audrey Charchenko, DNP, RN (Res. 7/19/2022; Joan Rich, DNP, RN, Interim; Kayla Howard, DNP, RN, Appointed 8/8/2022, Res. 5/15/2023; Beth Sanford, DNP, RN, CAN, CLC, Interim	Full	HLC CCNE
University of Jamestown (UJ) Main Campus: Jamestown, ND Nurse Administrator: Kimberly Ash, DNP, RN, CNE	Full	HLC CCNE
University of Mary Main Campus: Bismarck, ND Nurse Administrator: Billie Madler, DNP, APRN, FNP	Full	HLC CCNE
University of North Dakota (UND) Main Campus: Grand Forks, ND Nurse Administrator: Maridee Shogren, DNP, APRN, CNM, CLC	Full	HLC CCNE

Master's Degree APRN Programs	NDBON Approval	National Accreditation
University of North Dakota (UND) Main Campus: Grand Forks, ND Nurse Administrator: Maridee Shogren, DNP, APRN, CNM, CLC	Full	HLC CCNE

Doctoral Degree APRN Programs	NDBON Approval	National Accreditation
North Dakota State University (NDSU) Main Campus: Fargo, ND Nurse Administrator: Carla Gross, PhD, MSN, RN Second Campus: NDSU Nursing at Sanford Health, Bismarck, ND Director: Charys Kunkel, MSN, RN	Full	HLC CCNE
University of Mary Main Campus: Bismarck, ND Nurse Administrator: Billie Madler, DNP, APRN, FNP	Full	HLC CCNE
University of North Dakota (UND) Main Campus: Grand Forks, ND Nurse Administrator: Shogren, DNP, APRN, CNM, CLC	Full	HLC Council on Accreditation of Nurse Anesthesia Educational Programs (COA)

Practical Nurse Education Programs

Education Curriculum

Credit hours required for graduation from NDBON approved certificate practical nurse (PN) programs had a range of between 42-43 semester credit hours. The required course credit hours are shown in the tables below. Most clinical practice experiences for PN programs took place in the clinical practice environment and ranged between 49%-58% of the total clinical practice hours required for degree completion. The use of simulation technology as an adjunct to clinical practice experiences ranged between 7%-15% of total clinical practice hours required for degree completion, while skills lab practice experiences ranged between 31%-36% of total clinical practice hours required.

Certificate Practical Nurse Program	Semester Credit Hours Required for Degree Completion		
	General and Support Courses	Core Nursing Didactic and Clinical Courses	Total
Dakota Nursing Program at Bismarck State College	20	22	42
Dakota Nursing Program at Dakota College at Bottineau	20	22	42
Dakota Nursing Program at Lake Region State College	20	22	42
Dakota Nursing Program at Williston State College	21	22	43

Certificate Practical Nurse Program	Clinical Practice Experience Hours			
	Clinical Practice Environment	Simulation Technology	Skills Lab	Total
Dakota Nursing Program at Bismarck State College	213 (49.31%)	63 (14.58%)	156 (36.11%)	432 (100%)
Dakota Nursing Program at Dakota College at Bottineau	249 (57.64%)	31 (7.18%)	152 (35.19%)	432 (100%)
Dakota Nursing Program at Lake Region State College	213 (49.31%)	63 (14.58%)	156 (36.11%)	432 (100%)
Dakota Nursing Program at Williston State College	248 (57.41%)	48 (11.11%)	136 (31.48%)	432 (100%)

Credit hours required for graduation from NDBON approved associate degree practical nurse (PN) programs had a range of between 66-70 semester credit hours. The required course credit hours are shown in the tables below. Most clinical practice experiences for PN programs took place in the clinical practice environment and ranged between 47%-85% of the total clinical practice hours required for degree completion. The use of simulation technology as an adjunct to clinical practice experiences ranged between 5%-20% of total clinical practice hours required for degree completion, while skills lab practice experiences ranged between 8%-32% of total clinical practice hours required.

Associate Degree Practical Nurse Program	Semester Credit Hours Required for Degree Completion		
	General and Support Courses	Core Nursing Didactic and Clinical Courses	Total
Dickinson State University • AASPN	36	30	66
North Dakota State College of Science • AASPN	31	35	66
Sitting Bull College • ASPN	33	37	70

Associate Degree Practical Nurse Program	Clinical Practice Experience Hours			
	Clinical Practice Environment	Simulation Technology	Skills Lab	Total
Dickinson State University • AASPN	169 (46.9%)	81 (22.56%)	110 (30.64%)	360 (100%)
North Dakota State College of Science • AASPN	430 (85.49%)	35 (6.96%)	38 (7.55%)	503 (100%)
Sitting Bull College • ASPN	408 (68.69%)	50 (8.42%)	136 (22.9%)	594 (100%)

Program Enrollment Capacity

Practical nurse programs in ND had 342 seats available and enrolled 277 new students during the 2022-2023 FY.

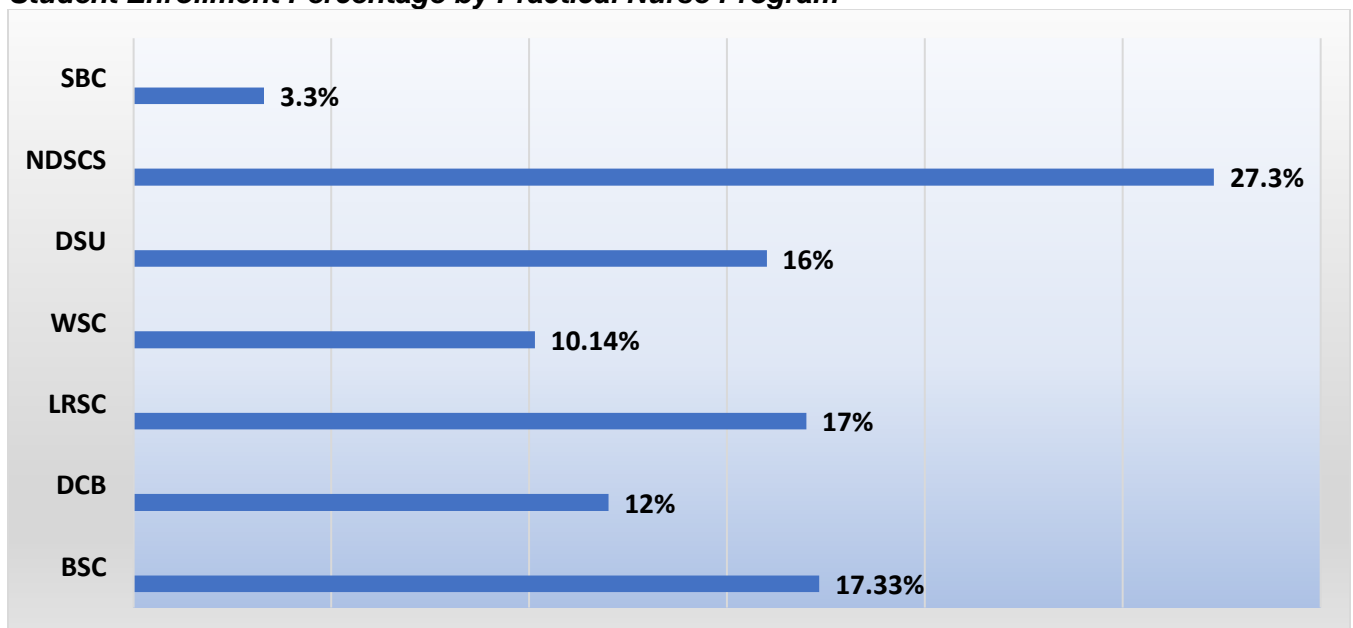
Practical Nurse Program	Seats Available	Number of New Students Enrolled
Certificate Programs		
Dakota Nursing Program at Bismarck State College	58	49
Dakota Nursing Program at Dakota College at Bottineau	64	33
Dakota Nursing Program at Lake Region State College	56	44
Dakota Nursing Program at Williston State College	40	28
Total	218	154
Associate Degree Programs		
Dickinson State University	50	45
North Dakota State College of Science	64	61
Sitting Bull College	10	17
Total	124	123
Certificate and Associate Degree Overall Total	342	277

❖ Please refer to addendum page 76 for corrected information approved by the Board, January 23, 2025.

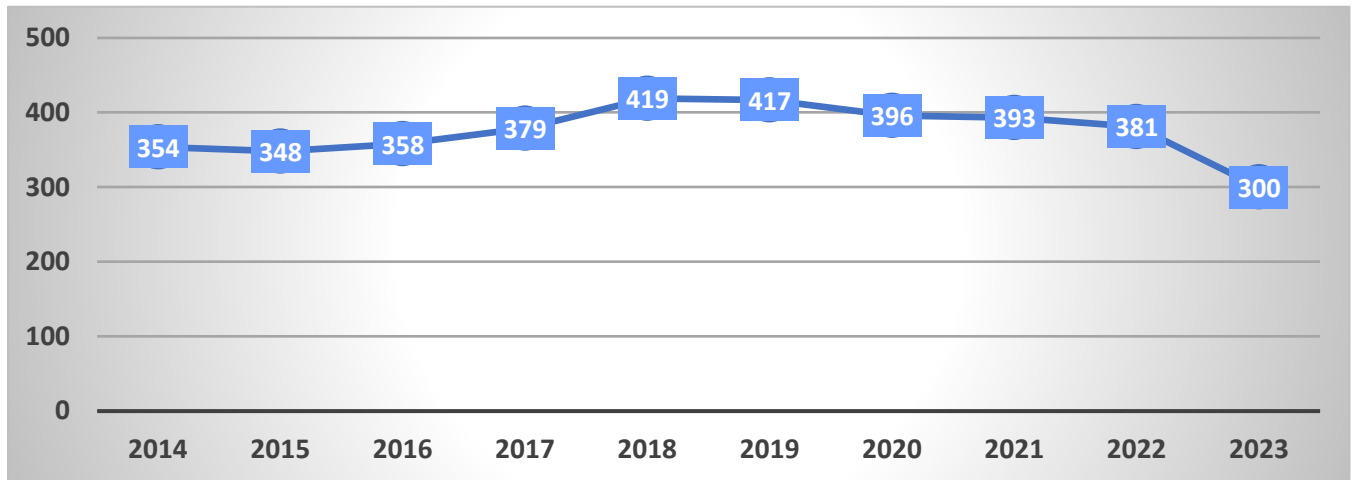
Program Enrollment

Practical Nurse Program	2022-2023		2021-2022	2022-2023	
	Total Students	% Total Students	Total Students	Difference	% Change
Certificate Programs					
Dakota Nursing Program at Bismarck State College	52	17.33%	47	+5	+10%
Dakota Nursing Program at Dakota College at Bottineau	33	12%	51	-18	-42.9%
Dakota Nursing Program at Lake Region State College	51	17%	47	+4	+8.2%
Dakota Nursing Program at Williston State College	28	10.14%	36	-8	-25%
Total	164	54.67%	181	-17	-9.9%
Associate Degree Programs					
Dickinson State University	44	16%	68	-24	-42.9%
North Dakota State College of Science	82	27.3%	110	-28	-29%
Sitting Bull College	10	3.3%	22	-12	-75%
Total	136	45.3%	200	-64	-38%
Certificate and Associate Degree Overall Total	300	100%	381	-81	-23.8%

Student Enrollment Percentage by Practical Nurse Program



Ten Year Student Enrollment Trend for Practical Nurse Programs



Practical Nurse Student Characteristics

Most practical nurse students in FY 2022-2023 were reported as being in the age range of 25-30 years old for the second consecutive year. All previous years the average reported age was 24 and below. Student age has been gradually increasing within practical nurse programs over the past ten years.

Practical Nurse Program	Average Student Age
Dakota Nursing Program at Bismarck State College	24
Dakota Nursing Program at Dakota College at Bottineau	28
Dakota Nursing Program at Lake Region State College	27
Dakota Nursing Program at Williston State College	27
Dickinson State University	22
North Dakota State College of Science	22
Sitting Bull College	35
Average Age All PN Students	26

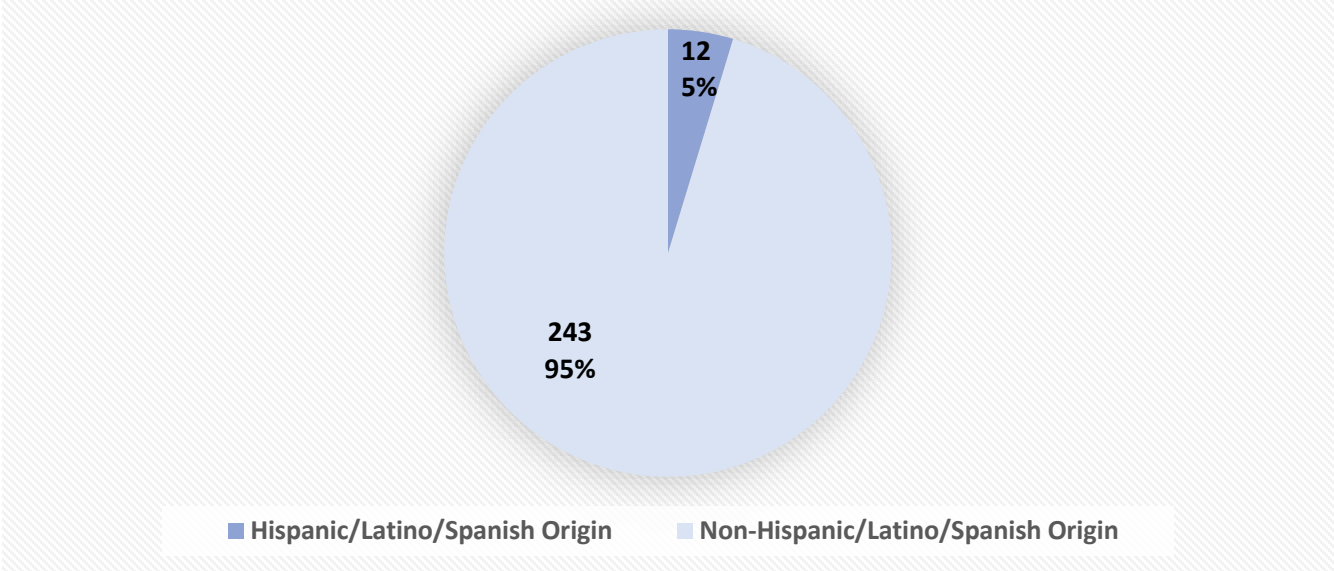
Student racial composition is reported for the second year using eight categories as compared with previous years which only reported the category of “Minority” to differentiate from White students. Consistent with other years, most practical nurse students were reported as White, 81%. Programs in ND continue to be challenged with increasing racial diversity of students enrolled.

Practical Nurse Program	Racial Composition							
	American Indian/ Alaska Native	Asian	Black/ African American	Native Hawaiian/ Other Pacific Islander	White	Multi-Racial	Other/ Unknown Not Reported	Total Students Reported
Dakota Nursing Program at Bismarck State College	1	1	4	0	43	0	1	50
Dakota Nursing Program at Dakota College at Bottineau	4	0	1	0	23	0	3	31
Dakota Nursing Program at Lake Region State College	3	0	4	0	55	0	0	62
Dakota Nursing Program at Williston State College	0	2	7	0	20	0	0	29
Dickinson State University	1	2	3	0	37	0	1	45
North Dakota State College of Science	0	1	4	0	25	3	0	33
Sitting Bull College	1	0	0	0	2	0	0	3
Total	10	6	23	0	205	3	5	253
Percentage	4%	2.4%	9%	0%	81%	1.2%	2%	100%

Student ethnic composition is reported for the second year. Prior annual education reports have not reported student ethnic composition and used only the category of “Minority” to differentiate from White students. Consistent with other years, most practical nurse students were reported as being Non-Hispanic or Latino or Spanish in origin. Not all students’ ethnicity was reported by programs.

Practical Nurse Program	Ethnic Composition	
	Hispanic/Latino/ Spanish Origin	Non- Hispanic/Latino /Spanish Origin
Dakota Nursing Program at Bismarck State College	0	50
Dakota Nursing Program at Dakota College at Bottineau	3	29
Dakota Nursing Program at Lake Region State College	4	58
Dakota Nursing Program at Williston State College	4	25
Dickinson State University	1	45
North Dakota State College of Science	0	33
Sitting Bull College	0	3
Total	12	243

Student Ethnic Composition Percentage for Practical Nurse Programs



Student gender is reported for the second year. Prior annual education reports have not reported student gender other than having the category of “Men” to differentiate from Female or Other students. Consistent with other years, most practical nurse students were reported as being Female, 91%. Not all students’ gender was reported by programs. ND programs continue to be challenged with increasing gender diversity of students enrolled.

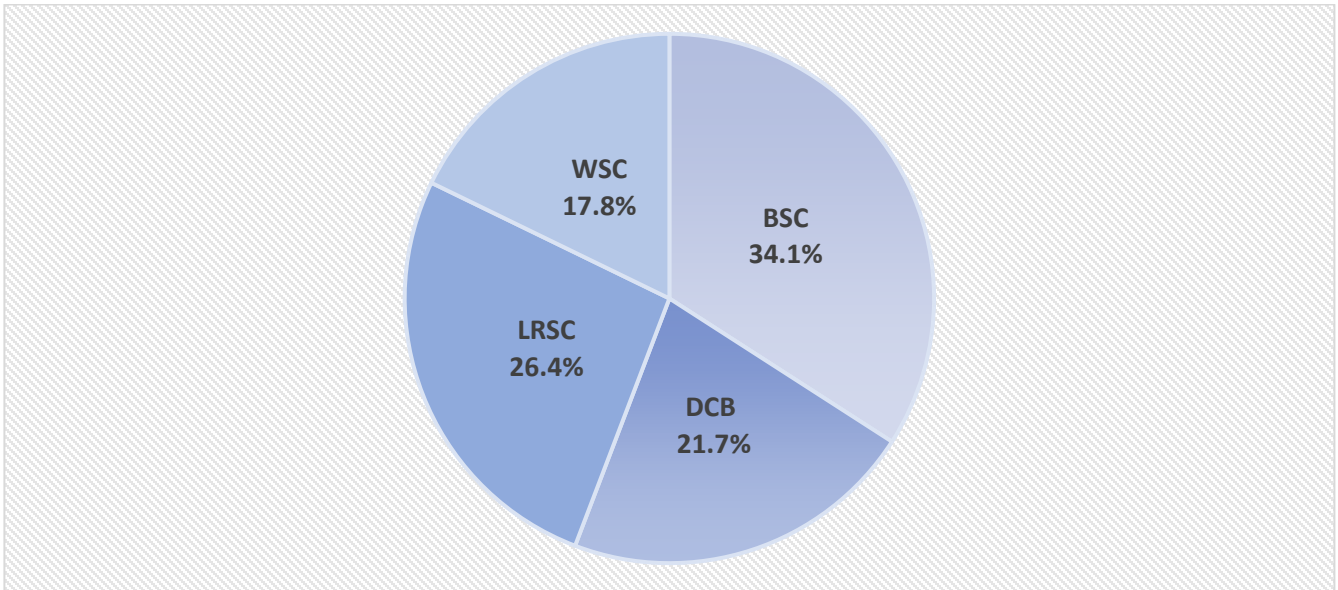
Practical Nurse Program	Gender			
	Female	Male	Other	Total Students
Dakota Nursing Program at Bismarck State College	47	3	0	50
Dakota Nursing Program at Dakota College at Bottineau	29	3	0	32
Dakota Nursing Program at Lake Region State College	57	5	0	62
Dakota Nursing Program at Williston State College	25	4	0	29
Dickinson State University	43	2	0	45
North Dakota State College of Science	26	7	0	33
Sitting Bull College	3	0	0	3
Total	230	24	0	254
Percentage	91%	9%	0%	100%

Program Graduates

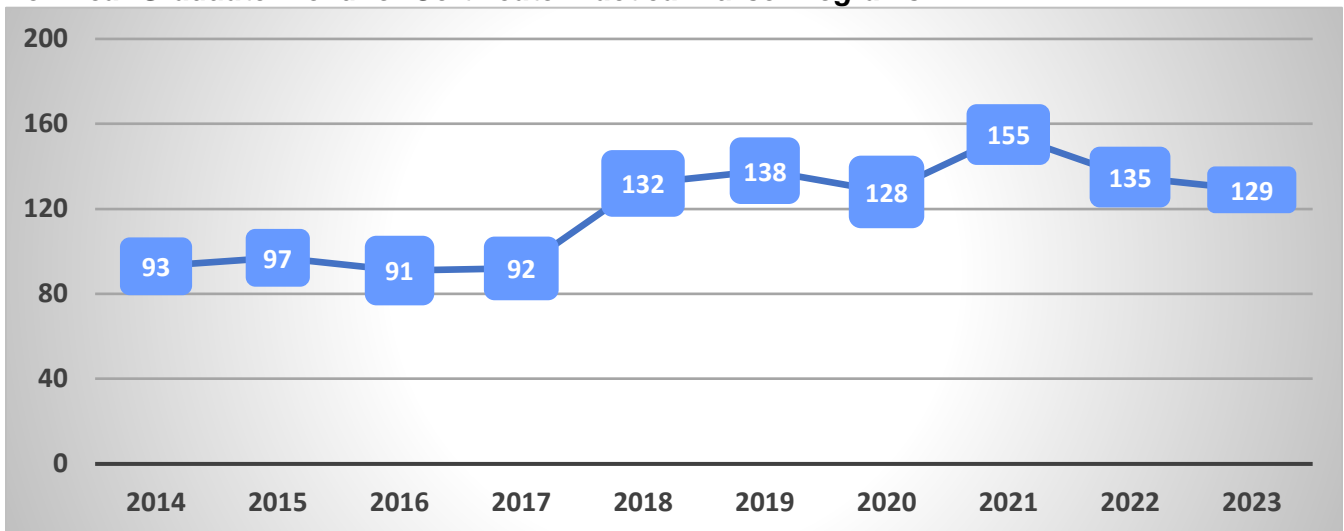
Certificate Practical Nurse Programs reported a total of 129 students that graduated FY 2022-2023. That reflects a 4.5% decrease from the previous fiscal year.

Certificate Practical Nurse Program	2022-2023		2021-2022	2022-2023	
	Total Graduates	% Total Graduates	Total Graduates	Difference	% Change
Dakota Nursing Program at Bismarck State College	44	34.1%	39	+5	+12%
Dakota Nursing Program at Dakota College at Bottineau	28	21.7%	41	-13	-37.7%
Dakota Nursing Program at Lake Region State College	34	26.4%	26	+8	+26.7%
Dakota Nursing Program at Williston State College	23	17.8%	29	-6	-23%
Total	129	100%	135	-6	-4.5%

Graduate Percentage by Certificate Practical Nurse Program



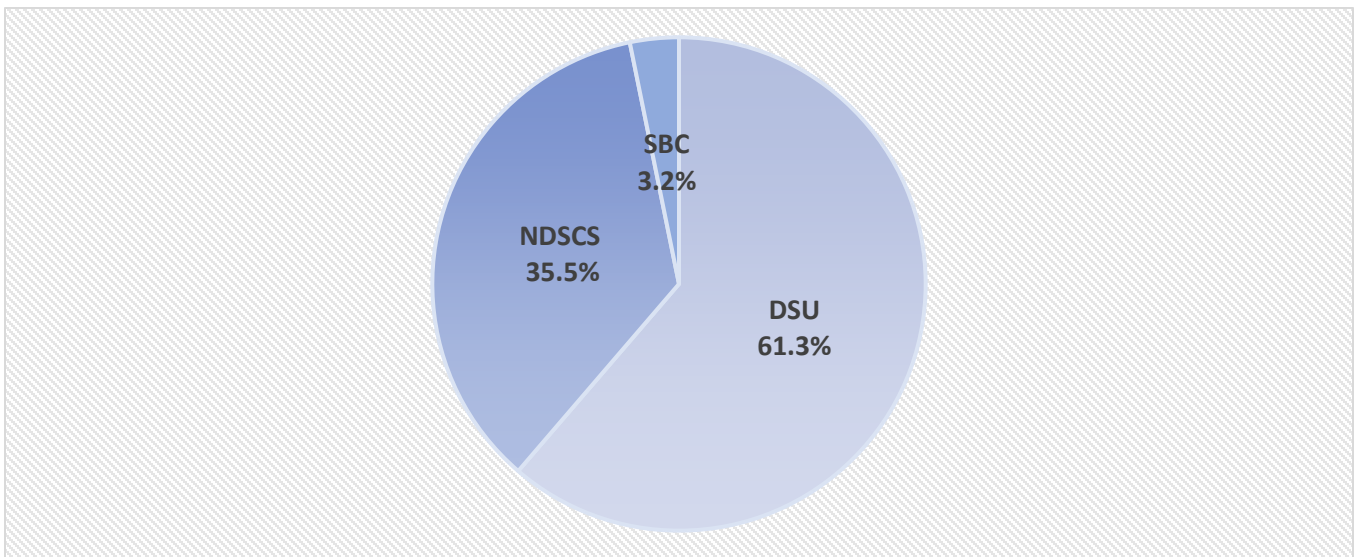
Ten Year Graduate Trend for Certificate Practical Nurse Programs



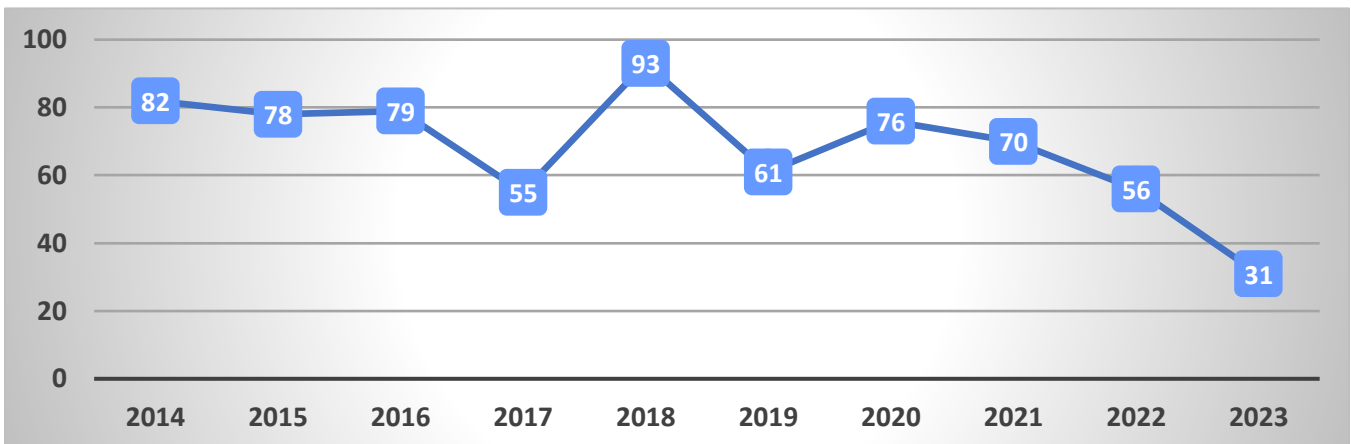
Associate Degree Practical Nurse Programs reported a total of 31 students that graduated FY 2022-2023. That reflects a 44.6% decrease from the previous fiscal year.

Practical Nurse Program	2022-2023		2021-2022	2022-2023	
	Total Graduates	% Total Graduates	Total Graduates	Difference	% Change
Dickinson State University	19	61.3%	22	-3	-13.6%
North Dakota State College of Science	11	35.5%	27	-16	-59.3%
Sitting Bull College	1	3.2%	7	-6	-86%
Total	31	100%	56	-25	-44.6%

Graduate Percentage by Associate Degree Practical Nurse Program



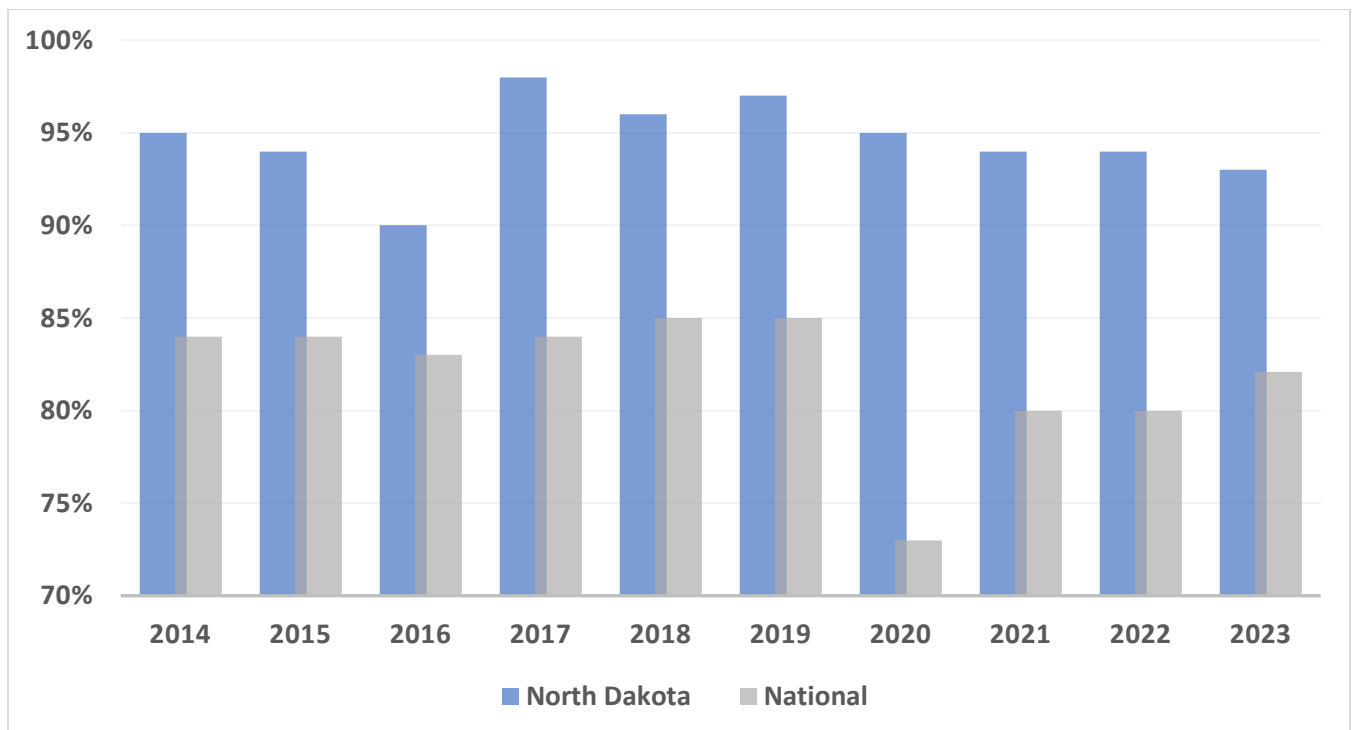
Ten Year Graduate Trend for Associate Degree Practical Nurse Programs



Fiscal Year 2022-2023 NCLEX-PN® Program Pass Rates

Practical Nurse Program	# First Time Candidates	# Passed	# Failed	Percent Pass Rate
Dakota Nursing Program at Bismarck State College	25	24	1	96%
Dakota Nursing Program at Dakota College at Bottineau	26	26	0	100%
Dakota Nursing Program at Lake Region State College	21	20	1	95.24%
Dakota Nursing Program at Williston State College	17	17	0	100%
Dickinson State University	22	21	1	95.45%
North Dakota State College of Science	26	18	8	69.23%
Sitting Bull College	2	2	0	100%
Total	139	128	11	92.92%

Ten Year NCLEX-PN® Program Pass Rate Trends



Graduates Licensed in North Dakota as Practical Nurses FY 2022-2023

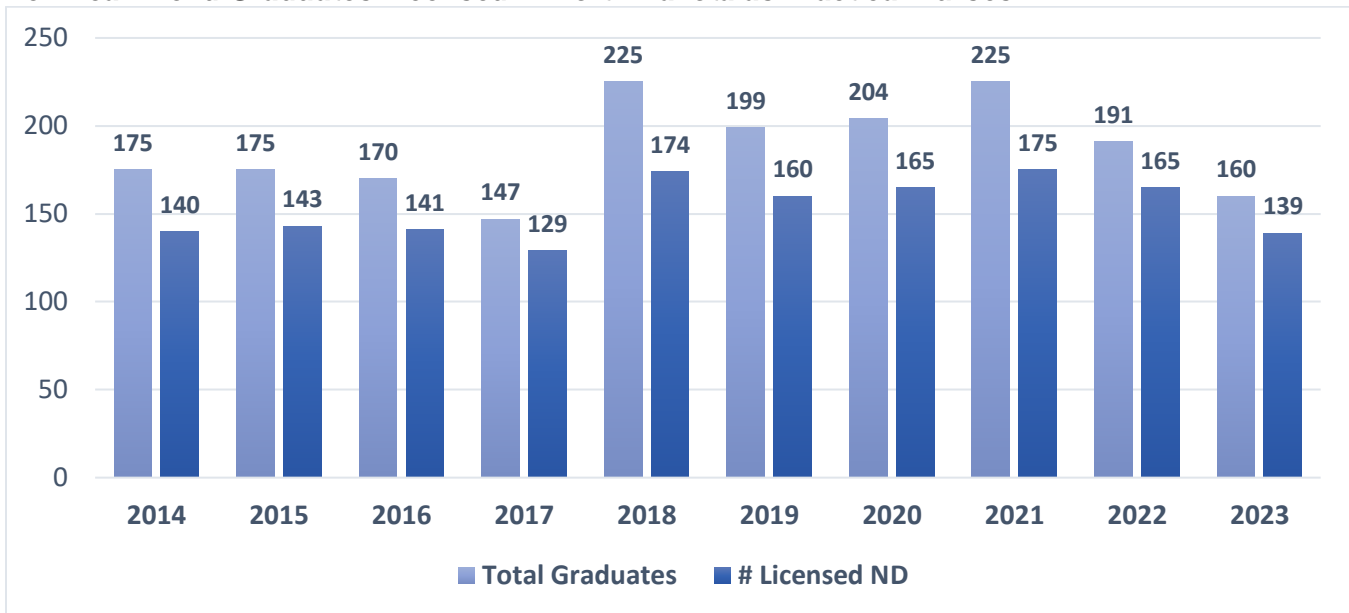
The number of practical nurse graduates licensed by NCLEX-PN in North Dakota from July 1, 2022, to June 30, 2023, is displayed in the table below. During FY 2022-2023, 86.88% of graduates of North Dakota practical nurse programs were licensed in North Dakota, compared to 86.39% in FY 2021-2022. Prior annual education reports have not tracked this data, but it has been consistently requested by stakeholders and legislators.

Practical Nurse Program	Total Graduates	Graduates Licensed in ND	% Total Graduates Licensed in ND
Dakota Nursing Program at Bismarck State College	44	25	57%
Dakota Nursing Program at Dakota College at Bottineau	28	26	93%
Dakota Nursing Program at Lake Region State College	34	21	62%
Dakota Nursing Program at Williston State College	23	17	74%
Dickinson State University	19	22	100%*
North Dakota State College of Science	11	26	100%*
Sitting Bull College	1	2	100%*
Total	160	139	86.88%

*Total graduates for each program may be less than the number licensed in North Dakota due to graduates waiting to test or failing the exam and testing within a different fiscal year.

Certificate & Associate Degree Practical Nurse Programs 10-year Trend Graduates Licensed in North Dakota			
Fiscal Year July 1- June 30	Total Graduates	Graduates Licensed in ND	% Total Graduates Licensed in ND
2013-2014	175	140	80.0%
2014-2015	175	143	81.71%
2015-2016	170	141	82.94%
2016-2017	147	129	87.76%
2017-2018	225	174	77.33%
2018-2019	199	160	80.40%
2019-2020	204	165	80.89%
2020-2021	225	175	78.10%
2021-2022	191	165	86.39%
2022-2023	160	139	86.88%
Total	1,871	1,531	82.24%

Ten Year Trend Graduates Licensed in North Dakota as Practical Nurses



Practical Nurse Program Faculty

As with previous reports, respondents were asked to provide the number of full-time, part-time, and clinical adjunct faculty employed by the program. Full-time equivalent (FTE) faculty are expected to work at least 37.5 hours per week and to teach, participate in curriculum development, hold office hours for student advisement, attend faculty meetings, participate in campus-wide events, attend professional development events, take part in scholarly activities and other responsibilities as defined by institutional policy. Part-time faculty work less than 37.5 hours per week and are responsible for assuming teaching responsibilities, usually collaborating with full-time faculty. Clinical adjunct faculty are responsible for teaching in the clinical practice environment under the direction of full-time and part-time faculty.

Practical Nurse Program	Full-time	Part-time	Clinical Adjunct	Total Faculty	*Total FTE for Programs
Dakota Nursing Program at Bismarck State College	3	9	0	12	6.1
Dakota Nursing Program at Dakota College at Bottineau	7	2	0	9	10.2
Dakota Nursing Program at Lake Region State College	7	4	0	11	12.44
Dakota Nursing Program at Williston State College	2	5	0	7	5.8
Dickinson State University	4	0	3	7	7.9
North Dakota State College of Science	9	2	2	13	12.23
Sitting Bull College	1	2	0	3	1.84
Total	33	24	5	62	56.51

*Combined FTE for all undergraduate programs offered by each institution, not exclusively the practical nurse program

Faculty Position Vacancies

Practical Nurse Program	Total # Faculty Vacancies	Total # Actively Recruited Vacancies
Dakota Nursing Program at Bismarck State College	1	0
Dakota Nursing Program at Dakota College at Bottineau	0	0
Dakota Nursing Program at Lake Region State College	0	3
Dakota Nursing Program at Williston State College	0	2
Dickinson State University	1	0
North Dakota State College of Science	1	0
Sitting Bull College	0	0
Total	3	5

Faculty Characteristics

Faculty Age Groups	Number of Faculty
Below 30 years	8
30-39 years	18
40-49 years	23
50-59 years	10
60 years and above	3
Total	62

Combined full-time and part-time faculty numbers.

Faculty Racial Composition	Number of Faculty
American Indian/Alaska Native	0
Asian	0
Black/African American	0
Native Hawaiian/Other Pacific Islander	0
White	61
Hispanic	0
Other/Unknown/Not Reported	1
Total	62

Combined full-time and part-time faculty numbers.

Faculty Gender	Number of Faculty
Male	0
Female	62
Other	0
Total	62

Combined full-time and part-time faculty numbers.

Highest Academic Achievement of Faculty

The highest academic achievement of full-time and part-time faculty are displayed in the tables below. The majority of full-time faculty, 67.74%, hold a graduate degree in nursing. Only 44.11% of part-time faculty hold a graduate degree. Faculty that do not hold a graduate degree in nursing are utilizing the NDAC Faculty Developmental Program rules requiring them to be enrolled in graduate programs, and making progress toward degree completion. Information required for each academically unqualified faculty member must be provided to the NDBON by the nurse administrator Tri annually, October 1st, February 1st, and June 1st each fiscal year.

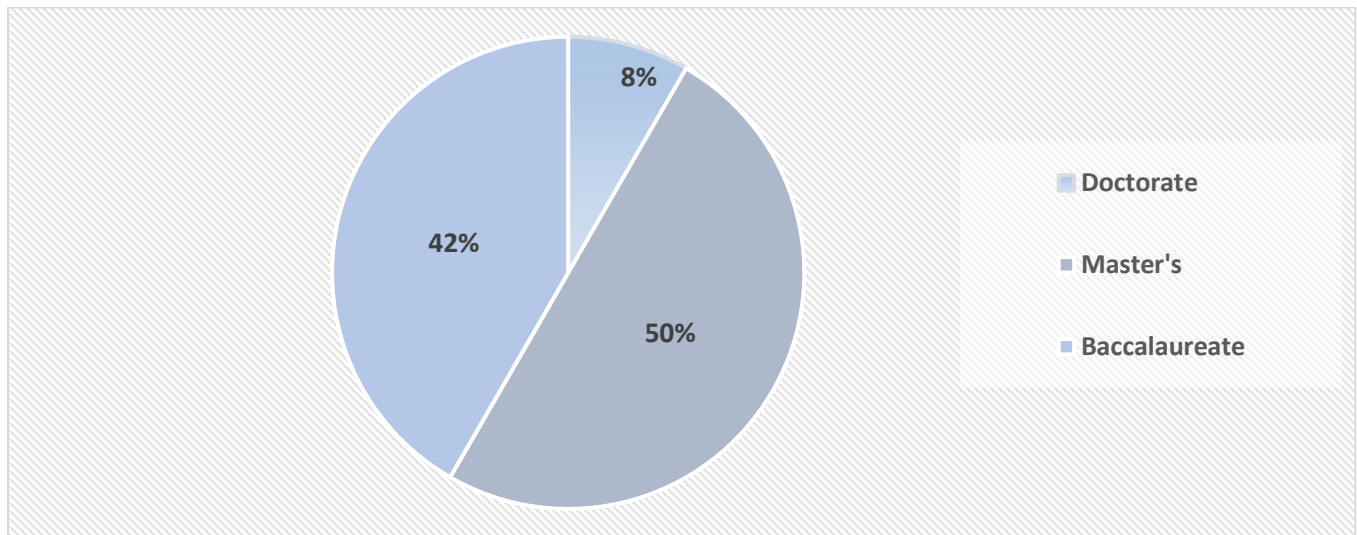
Full-time Faculty Highest Academic Achievement

Practical Nurse Program	BSN	MSN	Doctorate	Total # Full-time Faculty
Dakota Nursing Program at Bismarck State College	0	2	1	3
Dakota Nursing Program at Dakota College at Bottineau	3	3	0	6
Dakota Nursing Program at Lake Region State College	3	3	0	6
Dakota Nursing Program at Williston State College	1	1	0	2
Dickinson State University	0	3	1	4
North Dakota State College of Science	4	9	0	13
Sitting Bull College	0	0	1	1
Total	11	21	3	35

Part-time Faculty Highest Academic Achievement

Practical Nurse Program	BSN	MSN	Doctorate	Total # Part-time Faculty
Dakota Nursing Program at Bismarck State College	5	3	1	9
Dakota Nursing Program at Dakota College at Bottineau	2	0	0	2
Dakota Nursing Program at Lake Region State College	2	2	0	4
Dakota Nursing Program at Williston State College	4	1	0	5
Dickinson State University	1	2	0	3
North Dakota State College of Science	0	0	0	0
Sitting Bull College	0	1	1	2
Total	14	9	2	25

Highest Academic Achievement for Part-time and Full-time Faculty Combined



Registered Nurse Education Programs

Education Curriculum

Credit hours required for graduation from NDBON approved associate degree registered nurse (RN) programs had a range of between 69-71 semester credit hours. The required course credit hours are shown in the tables below. Most clinical practice experiences for associate degree RN programs took place in the clinical practice environment and ranged between 65%-78% of the total clinical practice hours required for degree completion. The use of simulation technology as an adjunct to clinical practice experiences ranged between 7%-19% of total clinical practice hours required for degree completion, while skills lab practice experiences ranged between 15%-17% of total clinical practice hours required.

Associate Degree Registered Nurse Program	Semester Credit Hours Required for Degree Completion		
	General and Support Courses	Core Nursing Didactic and Clinical Courses	Total
Dakota Nursing Program at Bismarck State College • Traditional AAS	42 (Cert PN Program)	31	71
Dakota Nursing Program at Dakota College at Bottineau • Traditional AAS	42 (Cert PN Program)	31	71
Dakota Nursing Program at Lake Region State College • Traditional AAS	42 (Cert PN Program)	31	71
Dakota Nursing Program at Williston State College • Traditional AAS	43 (Cert PN Program)	30	71
North Dakota State College of Science • LPN to RN ASN Completion • Traditional AAS	66 (AAS PN Program) 28	30 41	69

Associate Degree Registered Nurse Program	Clinical Practice Experience Hours			
	Clinical Practice Environment	Simulation Technology	Skills Lab	Total
Dakota Nursing Program at Bismarck State College • Traditional AAS	282 (65.28%)	84 (19.44%)	66 (15.28%)	432 (100%)
Dakota Nursing Program at Dakota College at Bottineau • Traditional AAS	299 (69.21%)	70 (16.2%)	63 (14.58%)	432 (100%)
Dakota Nursing Program at Lake Region State College • Traditional AAS	300 (69.44%)	66 (15.28%)	66 (15.28%)	432 (100%)
Dakota Nursing Program at Williston State College • Traditional AAS	318 (73.61%)	39 (9.03%)	75 (17.36%)	432 (100%)
North Dakota State College of Science • LPN to RN ASN Completion • Traditional AAS	484 (77.56%)	44 (7.05%)	96 (15.38%)	624 (100%)

Credit hours required for graduation from NDBON approved baccalaureate degree registered nurse (RN) programs had a range of between 120-129 semester credit hours. The required course credit hours are shown in the following tables. Most clinical practice experiences for RN programs took place in the clinical practice environment and ranged between 62%-95% of the total clinical practice hours required for degree completion. The use of simulation technology as an adjunct to clinical practice experiences ranged between 4%-19% of total clinical practice hours required for degree completion, while skills lab practice experiences ranged between 2%-31% of total clinical practice hours required.

Baccalaureate Degree Registered Nurse Program	Semester Credit Hours Required for Degree Completion		
	General and Support Courses	Core Nursing Didactic and Clinical Courses	Total
Dickinson State University • BSN Completion (AASPN to RN)	25 (in addition to 66 for PN program)	35	126
Minot State University • Traditional BSN	40	82	122
North Dakota State University • Traditional BSN • LPN to BSN	40 (60 upper division)	86 36 (NDSU)	120
Rasmussen University • Traditional BSN • Accelerated BSN	49.33 (74 quarter credits)	70.67 (106 quarter credits)	120 (180 quarter credits)
University of Jamestown • Traditional BSN	43	81	124
University of Mary • Traditional BSN/BAN • Accelerated BSN/BAN • LPN to BSN/BAN	32 27 27	97 97 97	129 124 124
University of North Dakota • Traditional BSN	39	82	121

Baccalaureate Degree Registered Nurse Program	Clinical Practice Experience Hours			
	Clinical Practice Environment	Simulation Technology	Skills Lab	Total
Dickinson State University • BSN Completion (AASPN to RN)	386 (78%)	48 (10%)	61 (12%)	495 (100%)
Minot State University • Traditional BSN	682 (68.06%)	140 (13.97%)	180 (17.96%)	1,002 (100%)
North Dakota State University • Traditional BSN • LPN to BSN	615 (78.44%)	34 (4.34%)	135 (17.22%)	784 (100%)
Rasmussen University • Traditional BSN • Accelerated BSN	495 (61.49%)	150 (18.63%)	160 (19.88%)	805 (100%)
University of Jamestown • Traditional BSN	424 (62.91%)	40 (5.93%)	210 (31.16%)	674 (100%)
University of Mary • Traditional BSN	447 (74.62%)	62 (10.35%)	90 (15.03%)	599 (100%)
University of North Dakota • Traditional BSN	699 (75.16%)	51 (5.48%)	180 (19.36%)	930 (100%)

Program Enrollment Capacity

Registered nurse programs in ND had 1,968 seats available and enrolled 1,474 new students during the 2022-2023 FY.

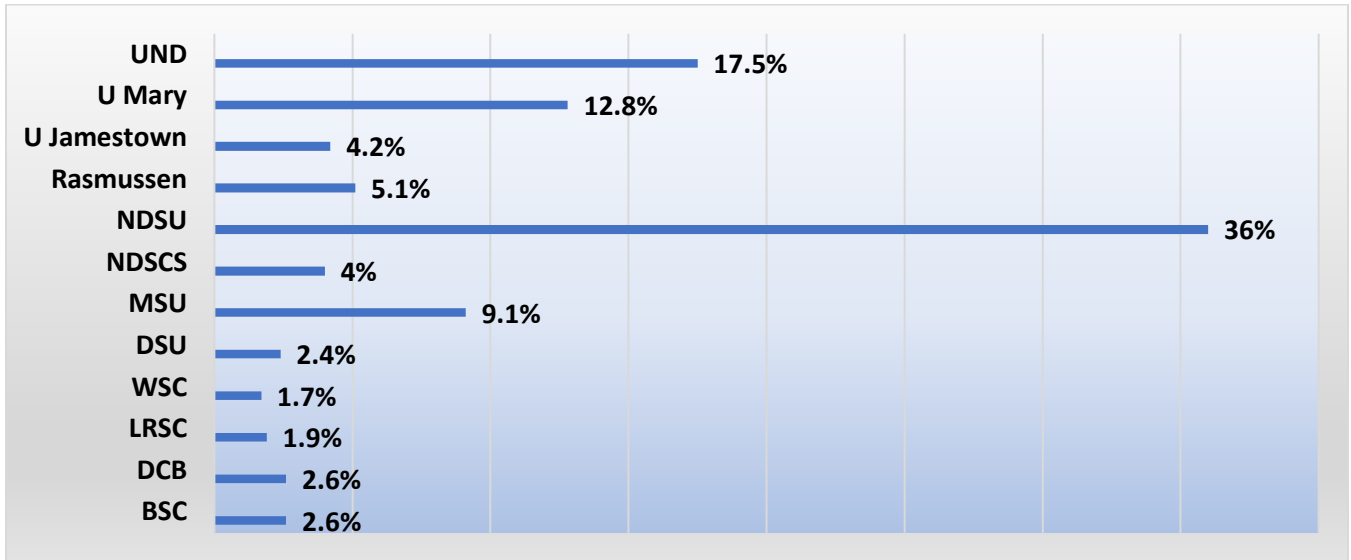
Registered Nurse Program	Seats Available	Number of New Students Enrolled
Associate Degree Programs		
Dakota Nursing Program at Bismarck State College	50	42
Dakota Nursing Program at Dakota College at Bottineau	56	41
Dakota Nursing Program at Lake Region State College	48	30
Dakota Nursing Program at Williston State College	28	27
North Dakota State College of Science	74	64
Total	256	204
Baccalaureate Degree Programs		
Dickinson State University	32	17
Minot State University	120	106
North Dakota State University	808	572
Rasmussen University	50	81
University of Jamestown	108	67
University of Mary	338	204
University of North Dakota	256	223
Total	1,712	1,270
Associate and Baccalaureate Overall Total	1,968	1,474

❖ Please refer to addendum page 77 for corrected information approved by the Board, January 23, 2025.

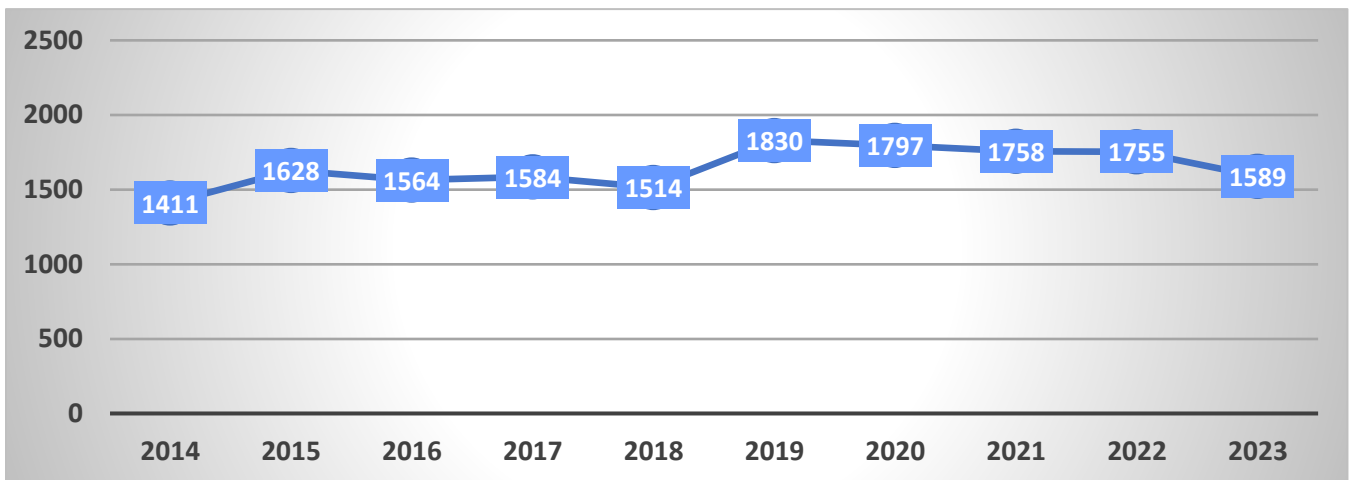
Program Enrollment

Registered Nurse Program	2022-2023		2021-2022	2022-2023	
	Total Students	% Total Students	Total Students	Difference	% Change
Associate Degree Programs					
Dakota Nursing Program at Bismarck State College	42	2.6%	48	-6	-13%
Dakota Nursing Program at Dakota College at Bottineau	41	2.6%	37	+4	+10%
Dakota Nursing Program at Lake Region State College	30	1.9%	31	-1	-3.3%
Dakota Nursing Program at Williston State College	27	1.7%	31	-4	-13.8%
North Dakota State College of Science	64	4.0%	74	-10	-14.5%
Total	204	12.8%	221	-17	-8%
Baccalaureate Programs					
Dickinson State University	38	2.4%	34	+4	+11%
Minot State University	145	9.1%	157	-12	-8%
North Dakota State University	572	36%	607	-35	-6%
Rasmussen University	81	5.1%	71	-10	-13%
University of Jamestown	67	4.2%	62	+5	+7.8%
University of Mary	204	12.8%	288	-84	-34%
University of North Dakota	278	17.5%	315	-37	-11.7%
Total	1,385	86.7%	1,534	-204	-9.7 %
Associate and Baccalaureate Overall Total	1,589	100%	1,755	-221	-9.5%

Student Enrollment Percentage by Registered Nurse Program



Ten Year Student Enrollment Trend for Registered Nurse Programs



Registered Nurse Student Characteristics

For the second consecutive year registered nurse students in FY 2022-2023 were reported being in the age range of 25-30 years unlike previous years with the average being reported as age 24 and below. Student age has been gradually increasing within registered nurse programs over the past ten years.

Registered Nurse Program	Average Student Age
Dakota Nursing Program at Bismarck State College	30
Dakota Nursing Program at Dakota College at Bottineau	29
Dakota Nursing Program at Lake Region State College	31
Dakota Nursing Program at Williston State College	26
Dickinson State University	24
Minot State University	23
North Dakota State College of Science	27
North Dakota State University	24
Rasmussen University	28
University of Jamestown	20
University of Mary	22
University of North Dakota	22
Average Age All RN Students	26

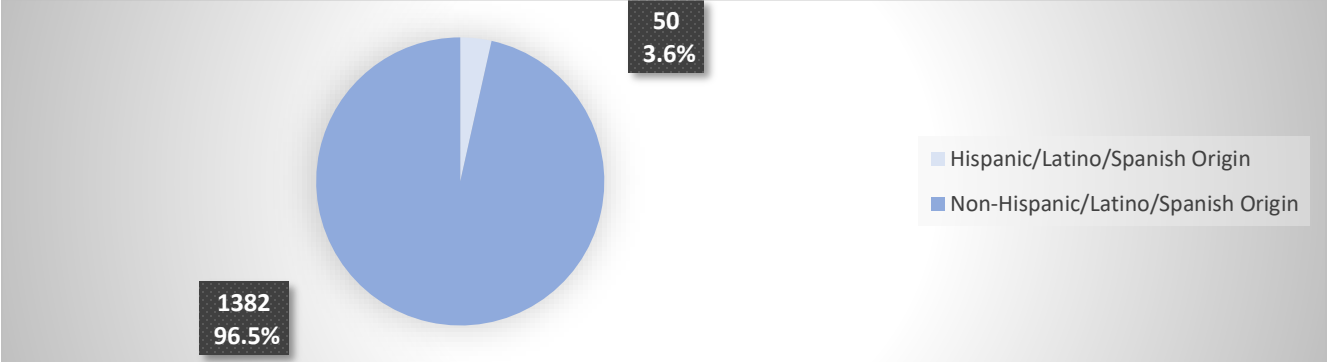
Student racial composition is reported for the second year using eight categories as compared with previous years which only reported the category of “Minority” to differentiate from White students. Consistent with other years, most registered nurse students were reported as White, 85.9%. This percentage is consistent with the limited information provided in previous reports indicating the majority of students did not fit a minority category. Programs in ND continue to be challenged with increasing racial diversity of students enrolled.

Registered Nurse Program	Racial Composition							
	American Indian/ Alaska Native	Asian	Black/ African American	Native Hawaiian/ Other Pacific	White	Multi-Racial	Other/ Unknown Not Reported	Total Students
Dakota Nursing Program at Bismarck State College	4	1	1	0	34	0	0	42
Dakota Nursing Program at Dakota College at Bottineau	1	2	1	0	35	1	0	41
Dakota Nursing Program at Lake Region State College	0	1	0	0	29	0	0	30
Dakota Nursing Program at Williston State College	1	2	1	0	23	0	0	27
Dickinson State University	1	0	6	0	29	0	1	38
Minot State University	3	3	4	2	69	6	5	92
North Dakota State College of Science	1	2	4	0	62	2	0	73
North Dakota State University	13	18	28	2	487	3	2	553
Rasmussen University	0	1	5	0	17	3	15	41
University of Jamestown	0	0	0	0	43	0	0	43
University of Mary	3	1	2	0	178	6	9	199
University of North Dakota	2	6	7	0	198	13	0	226
Total	29	37	59	4	1,204	34	32	1,405
Percentage	2.0%	2.7%	4.1%	0.3%	85.9%	2.4%	2.3%	100%

Student ethnic composition is reported for the second year. Prior annual education reports have not reported student ethnic composition and used only the category of “Minority” to differentiate from White students. Consistent with other years, most registered nurse students were reported as being Non-Hispanic or Latino or Spanish in origin. Not all students’ ethnicity was reported by programs.

Registered Nurse Program	Ethnic Composition	
	Hispanic/Latino/ Spanish Origin	Non- Hispanic/Latino /Spanish Origin
Dakota Nursing Program at Bismarck State College	2	45
Dakota Nursing Program at Dakota College at Bottineau	2	30
Dakota Nursing Program at Lake Region State College	2	36
Dakota Nursing Program at Williston State College	2	24
Dickinson State University	1	37
Minot State University	14	92
North Dakota State College of Science	0	71
North Dakota State University	12	550
Rasmussen University	3	38
University of Jamestown	0	43
University of Mary	9	193
University of North Dakota	3	223
Total	50	1,382

Student Ethnic Composition Percentage for Registered Nurse Programs



Student gender is reported for the second year. Prior annual education reports have not reported student gender other than having the category of “Men” to differentiate from Female or Other students. Consistent with other years, most registered nurse students were reported as being Female, 87.5%. Not all students’ gender was reported by programs. ND programs continue to be challenged with increasing gender diversity of students enrolled.

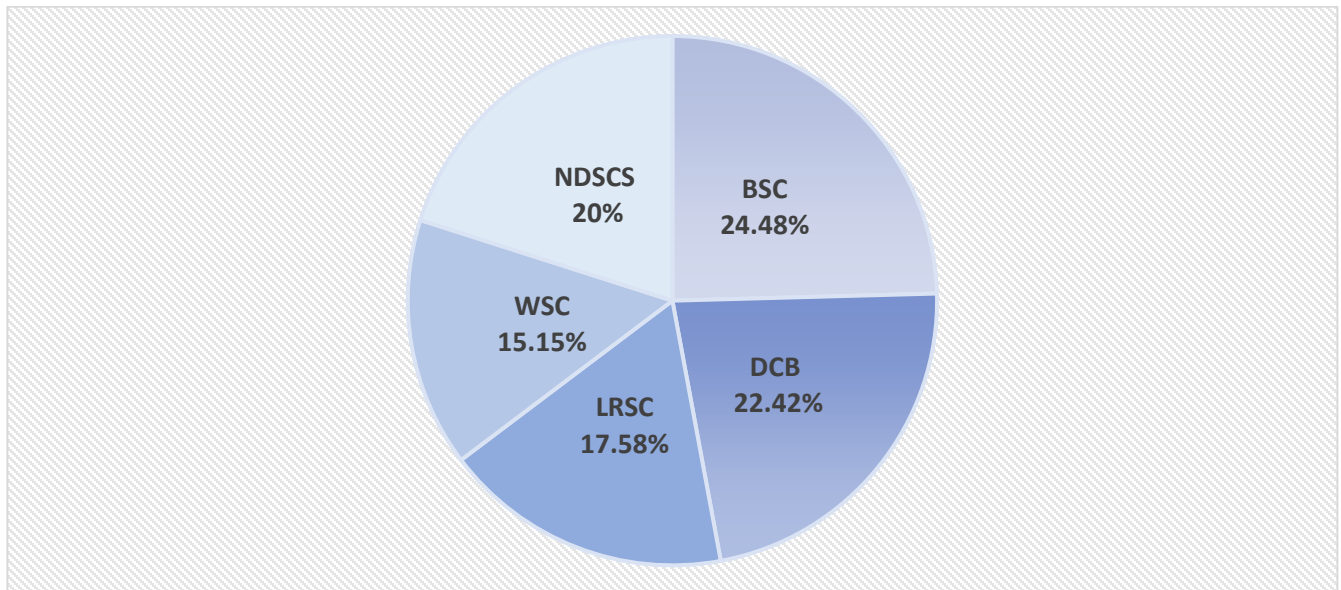
Registered Nurse Program	Gender			
	Female	Male	Other	Total Students
Dakota Nursing Program at Bismarck State College	46	1	0	47
Dakota Nursing Program at Dakota College at Bottineau	28	3	0	31
Dakota Nursing Program at Lake Region State College	30	8	0	38
Dakota Nursing Program at Williston State College	25	1	0	26
Dickinson State University	34	4	0	38
Minot State University	95	11	0	106
North Dakota State College of Science	69	2	0	71
North Dakota State University	500	62	0	562
Rasmussen University	30	9	0	39
University of Jamestown	37	6	0	43
University of Mary	168	34	0	202
University of North Dakota	188	38	0	226
Total	1,250	179	0	1,429
Percentage	87.5%	12.5%	0%	100%

Program Graduates

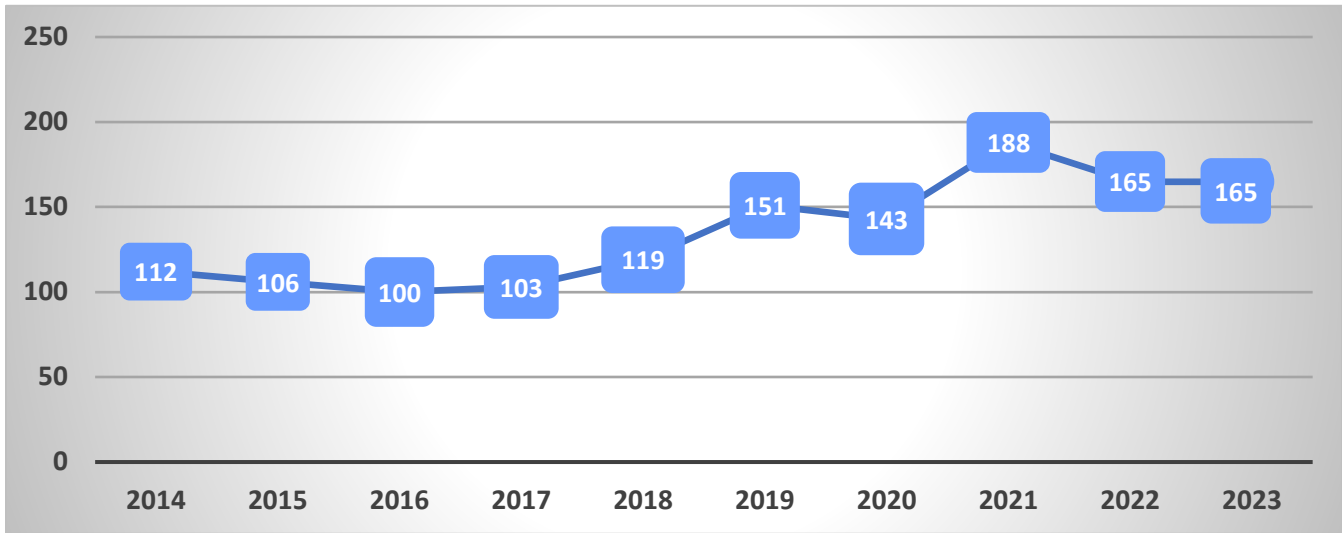
Associate Degree Registered Nurse Programs reported a total of 165 students that graduated FY 2022-2023. That reflects a 0% change from the previous fiscal year.

Associate Degree Registered Nurse Program	2022-2023		2021-2022	2022-2023	
	Total Graduates	% Total Graduates	Total Students	Difference	% Change
Dakota Nursing Program at Bismarck State College	41	24.48%	44	-3	-7.1%
Dakota Nursing Program at Dakota College at Bottineau	37	22.42%	36	+1	+2.7%
Dakota Nursing Program at Lake Region State College	29	17.58%	25	+4	+14.8%
Dakota Nursing Program at Williston State College	25	15.15%	27	-2	-7.7%
North Dakota State College of Science	33	20.0%	33	0	0%
Total	165	100%	165	0	0%

Graduate Percentage by Associate Degree Registered Nurse Program



Ten Year Graduate Trend for Associate Degree Registered Nurse Programs

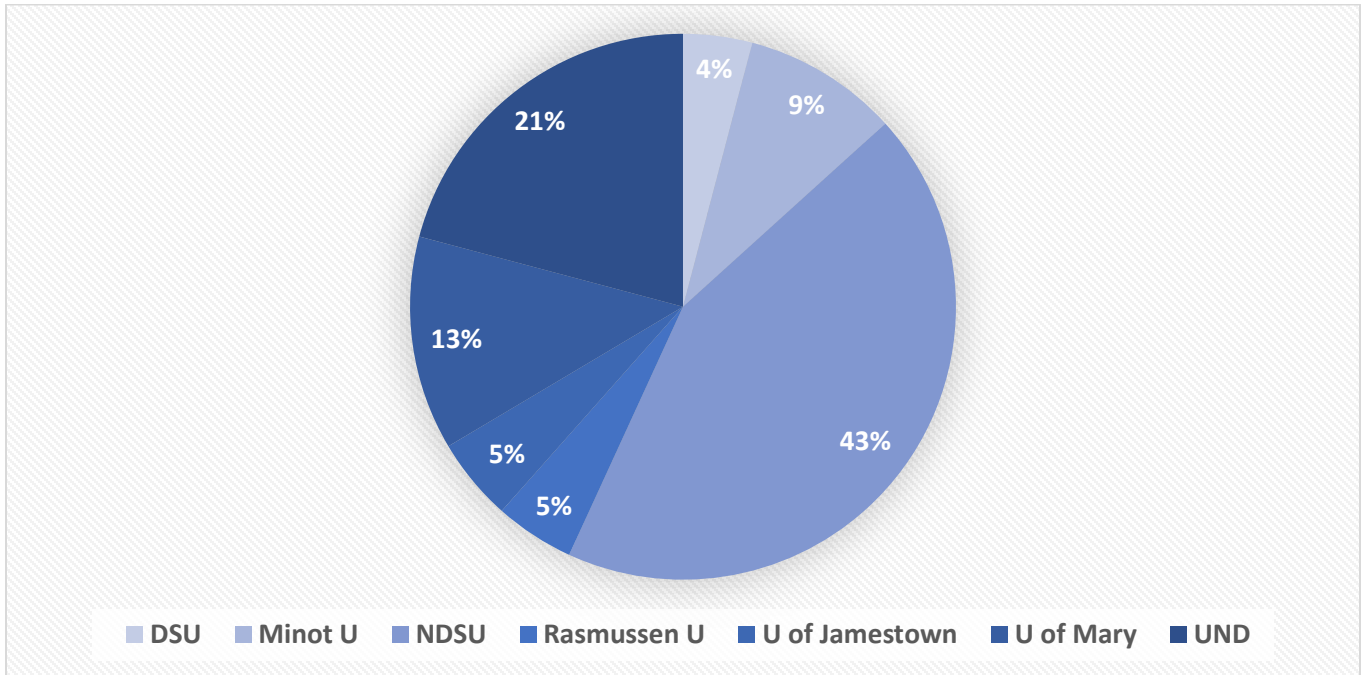


Baccalaureate Degree Registered Nurse Programs reported a total of 489 students that graduated FY 2022-2023. That reflects a 3% decrease from the previous fiscal year.

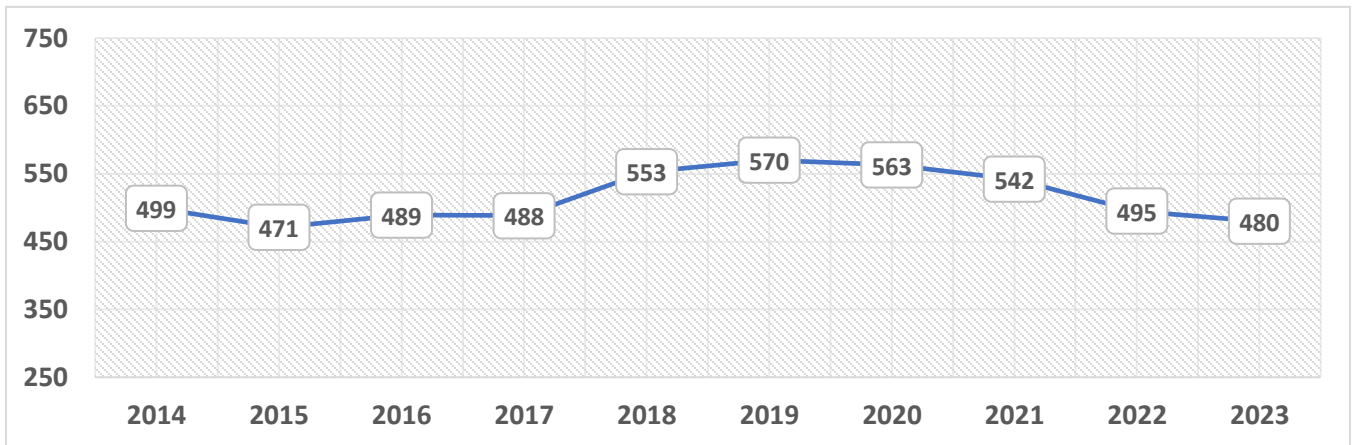
Registered Nurse Program	2022-2023		2021-2022	2022-2023	
	Total Graduates	% Total Graduates	Total Graduates	Difference	13
Dickinson State University	20	4.1%	13	+7	+42%
Minot State University	36	9.2%	46	-10	-21.7%
North Dakota State University	213	44%	204	+9	+4.3%
Rasmussen University	23	4.7%	23	0	0%
University of Jamestown	24	4.9%	16	+8	+40%
University of Mary	62	12.7%	70	-8	-12%
University of North Dakota	102	21%	123	-21	-18.7%
Total	480	100%	495	-15	-3%

*Previous reports combined post-licensure BSN program graduates with prelicensure BSN program graduates. Therefore, graduate numbers in past years do not exclusively reflect prelicensure BSN graduates.

Graduate Percentage by Baccalaureate Degree Registered Nurse Program



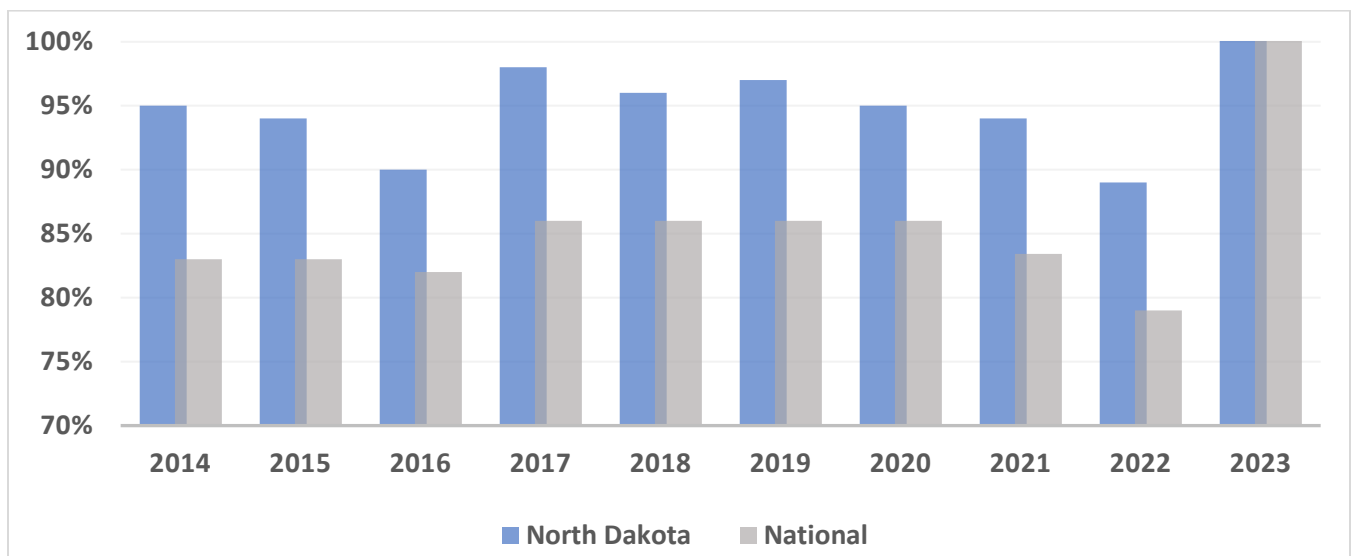
Ten Year Graduate Trend for Baccalaureate Degree Registered Nurse Programs



Fiscal Year 2022-2023 NCLEX-RN® Program Pass Rates

Registered Nurse Program	# First Time Candidates	# Passed	# Failed	Percent Pass Rate
Dakota Nursing Program at Bismarck State College	40	38	2	95.0%
Dakota Nursing Program at Dakota College at Bottineau	42	41	1	97.62%
Dakota Nursing Program at Lake Region State College	28	27	1	96.43%
Dakota Nursing Program at Williston State College	26	24	2	92.31%
Dickinson State University	19	19	0	100%
Minot State University	42	41	1	97.62%
North Dakota State College of Science	46	37	9	80.43%
North Dakota State University	210	192	18	91.43%
Rasmussen University	29	22	7	75.86%
University of Jamestown	23	23	0	100%
University of Mary	62	61	1	98.39%
University of North Dakota	117	106	11	90.60%
Total	684	631	53	92.25%

Ten Year NCLEX-RN® Program Pass Rate Trends



Graduates Licensed in North Dakota as Registered Nurses FY 2022-2023

The number of registered nurse graduates licensed by NCLEX-RN in North Dakota from July 1, 2022, to June 30, 2023, is displayed in the table below. During FY 2022-2023 96.5% of graduates of North Dakota registered nurse programs were licensed in North Dakota, compared to 85.76% in FY 2021-2022. This is the second year of tracking this data. Prior annual education reports have not included this data, but it has been consistently requested by stakeholders and legislators.

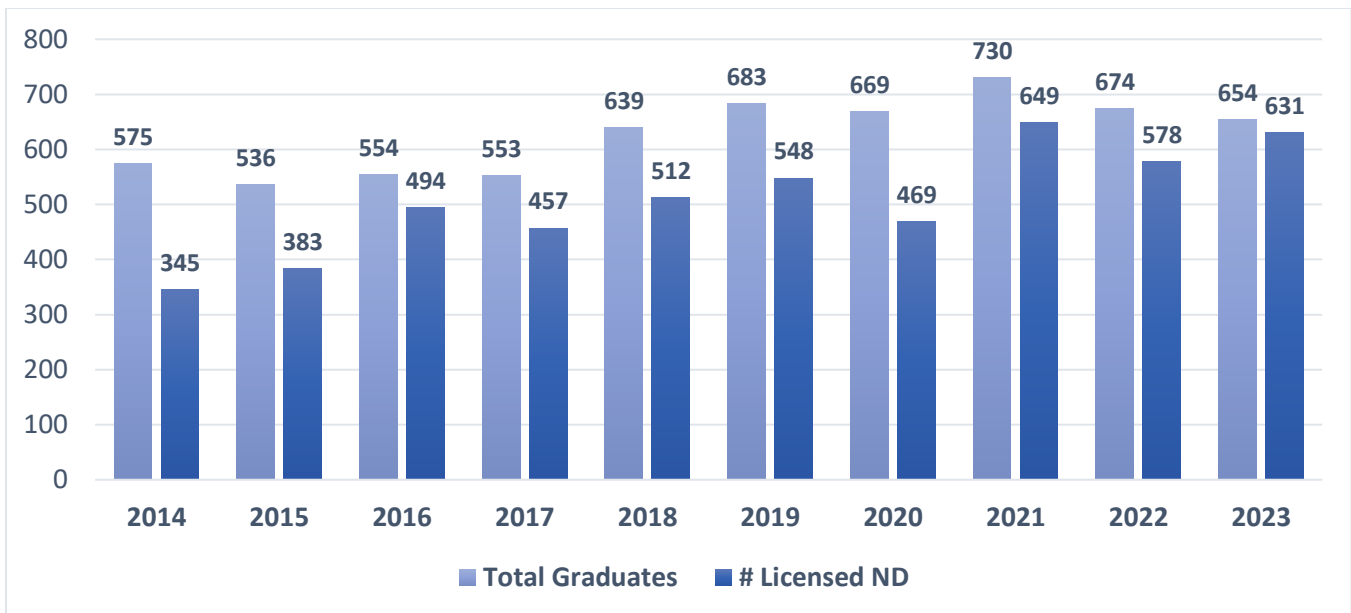
Registered Nurse Program	Total Graduates	1 st Time Tester Graduates Licensed in ND	% Total 1 st Time Tester Graduates Licensed in ND
Dakota Nursing Program at Bismarck State College	41	38	92.68%
Dakota Nursing Program at Dakota College at Bottineau	37	41	100%*
Dakota Nursing Program at Lake Region State College	29	27	93.10%
Dakota Nursing Program at Williston State College	25	24	96%
Dickinson State University	20	19	95%
Minot State University	45	41	91%
North Dakota State College of Science	33	37	100%
North Dakota State University	213	192	90%
Rasmussen University	23	22	95%
University of Jamestown	24	23	96%
University of Mary	62	61	98%
University of North Dakota	102	106	100%
Total	654	631	96.5%

*Total graduates for each program may be less than the number licensed in North Dakota due to graduates waiting to test or failing the exam on first attempt and testing within a different fiscal year.

Associate & Baccalaureate Degree Registered Nurse Programs 10-year Trend Graduates Licensed in North Dakota			
Fiscal Year July 1- June 30	Total Graduates	1 st Time Tester Graduates Licensed in ND	% Total Graduates Licensed in ND
2013-2014	575	345	60.0%
2014-2015	536	383	71.46%
2015-2016	554	494	89.17%
2016-2017	553	457	82.64%
2017-2018	639	512	80.13%
2018-2019	683	548	80.23%
2019-2020	669	469	70.10%
2020-2021	730	649	88.90%
2021-2022	674	578	85.76%
2022-2023	654	631	96.5%
Total	6,267	5,066	81%

*Total graduates for each program historically have included post licensure program BSN graduates. Therefore, the percentage of prelicensure graduates licensed in North Dakota is likely slightly higher than what is reflected in the statistics available.

Ten Year Trend Graduates Licensed in North Dakota as Registered Nurses



Registered Nurse Program Faculty

As with previous reports, respondents were asked to provide the number of full-time, part-time, and clinical adjunct faculty employed by the program. Full-time equivalent (FTE) faculty are expected to work at least 37.5 hours per week and to teach, participate in curriculum development, hold office hours for student advisement, attend faculty meetings, participate in campus-wide events, attend professional development events, take part in scholarly activities and other responsibilities as defined by institutional policy. Part-time faculty work less than 37.5 hours per week and are responsible for assuming teaching responsibilities, usually collaborating with full-time faculty. Clinical adjunct faculty are responsible for teaching in the clinical practice environment under the direction of full-time and part-time faculty.

Registered Nurse Program	Full-time	Part-time	Clinical Adjunct	Total Faculty	*Total FTE for all Programs
Dakota Nursing Program at Bismarck State College	2	7	0	9	9.05
Dakota Nursing Program at Dakota College at Bottineau	3	4	0	7	8.95
Dakota Nursing Program at Lake Region State College	4	2	0	6	11.15
Dakota Nursing Program at Williston State College	3	2	0	5	4.9
Dickinson State University	2	0	3	5	9.35
Minot State University	15	5	0	20	18.08
North Dakota State College of Science	8	0	1	9	12.23
North Dakota State University	32	3	31	66	45.38
Rasmussen University	2	26	0	28	4.5
University of Jamestown	7	0	4	11	14.2
University of Mary	15	1	3	19	23.61
University of North Dakota	16	11	0	27	43.0
Total	109	61	42	212	204.4

*Combined FTE for all programs offered by each institution, not exclusively the registered nurse program.

Faculty Position Vacancies

Registered Nurse Program	Total # Faculty Vacancies	Total # Actively Recruited Vacancies
Dakota Nursing Program at Bismarck State College	1	0
Dakota Nursing Program at Dakota College at Bottineau	0	0
Dakota Nursing Program at Lake Region State College	0	3
Dakota Nursing Program at Williston State College	0	2
Dickinson State University	1	0
Minot State University	1	0
North Dakota State College of Science	1	0
North Dakota State University	0	0
Rasmussen University	0	0
University of Jamestown	1	0
University of Mary	0	0
University of North Dakota	1	1
Total	6.0	6.0

*Combined faculty vacancies for all programs offered by each institution, not exclusively the registered nurse program.

Highest Academic Achievement of Faculty

The highest academic achievement of full-time and part-time faculty are displayed in the tables below. The majority of full-time faculty, 99.08%, hold a graduate degree in nursing. Similarly, 92.19% of part-time faculty hold a graduate degree. Faculty that do not hold a graduate degree in nursing are utilizing the NDAC Faculty Developmental Program rules requiring them to be enrolled in graduate programs, and making progress toward degree completion. Information required for each academically unqualified faculty member must be provided to the NDBON by the nurse administrator Tri annually, October 1st, February 1st, and June 1st each fiscal year.

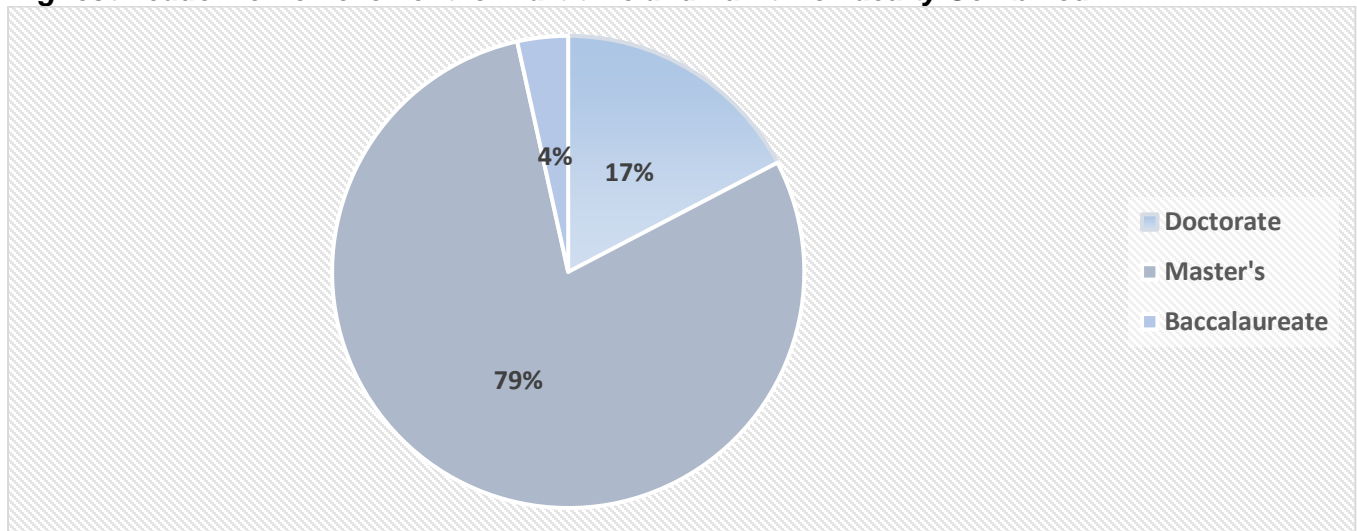
Full-time Faculty Highest Academic Achievement

Registered Nurse Program	BSN	MSN	Doctorate	Total # Full-time Faculty
Dakota Nursing Program at Bismarck State College	0	2	0	2
Dakota Nursing Program at Dakota College at Bottineau	0	3	0	3
Dakota Nursing Program at Lake Region State College	0	4	0	4
Dakota Nursing Program at Williston State College	0	3	0	3
Dickinson State University	0	2	0	2
Minot State University	0	11	4	15
North Dakota State College of Science	0	8	0	8
North Dakota State University	0	24	8	32
Rasmussen University	0	2	0	2
University of Jamestown	0	5	2	7
University of Mary	1	10	4	15
University of North Dakota	0	13	3	16
Total	1	87	21	109

Part-time Faculty Highest Academic Achievement

Registered Nurse Program	BSN	MSN	Doctorate	Total # Part-time Faculty
Dakota Nursing Program at Bismarck State College	2	5	0	7
Dakota Nursing Program at Dakota College at Bottineau	0	4	0	4
Dakota Nursing Program at Lake Region State College	0	2	0	2
Dakota Nursing Program at Williston State College	0	2	0	2
Dickinson State University	0	3	0	3
Minot State University	0	1	4	5
North Dakota State College of Science	0	0	0	0
North Dakota State University	0	3	0	3
Rasmussen University	1	21	4	26
University of Jamestown	0	0	0	0
University of Mary	0	0	1	1
University of North Dakota	2	9	0	11
Total	5	50	9	64

Highest Academic Achievement for Part-time and Full-time Faculty Combined



Advanced Practice Registered Nurse Education Programs

Education Curriculum

Credit hours required for graduation from the NDBON approved master's degree advanced practice registered nurse (APRN) program ranged depending on specialty between 47-49 semester credit hours. The required course credit hours are shown in the table below. Clinical practice experiences for the master's degree APRN programs took place in the clinical practice environment with 600 clinical practice hours required for degree completion.

Master's Degree Advanced Practice Registered Nurse Program	Semester Credit Hours Required for Degree Completion		
	Curriculum Course Types	Clinical Hours	Total for Degree
University of North Dakota Specialty: <ul style="list-style-type: none"> • Family Nurse Practitioner • Psychiatric-Mental Health Nurse Practitioner • Adult-Gerontology Primary Care Nurse Practitioner 	Common <ul style="list-style-type: none"> • 22 Specialty <ul style="list-style-type: none"> • 27 • 27 • 25 	 600 600 600	 • 49 • 49 • 47

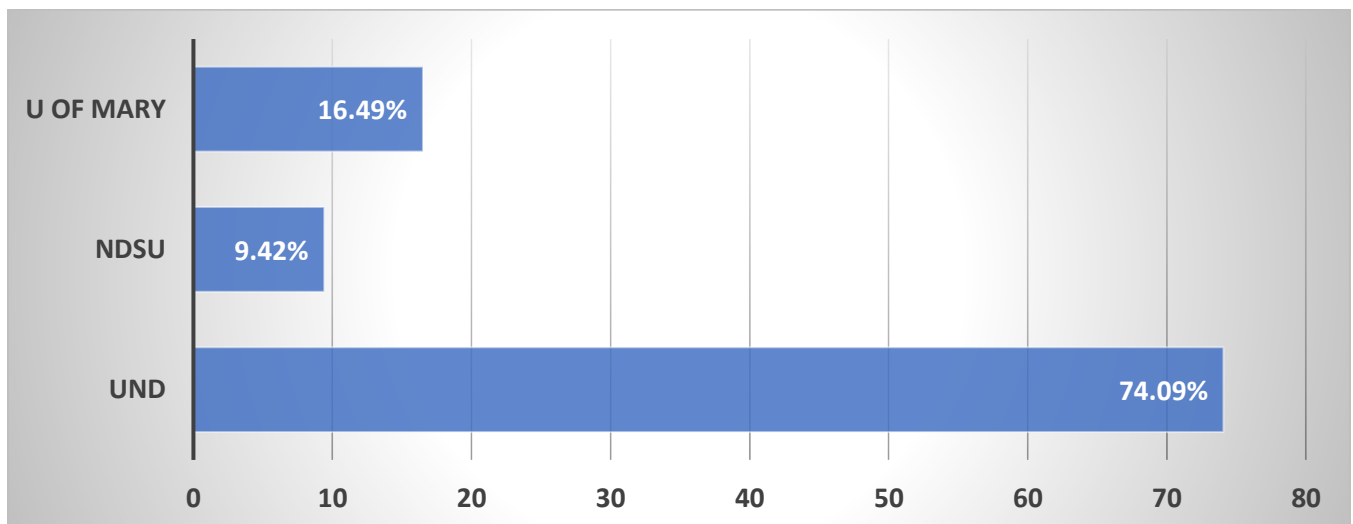
Credit hours required for graduation from NDBON approved doctorate degree advanced practice registered nurse (APRN) programs had a range of between 86-90 semester credit hours. The required course credit hours are shown in the table below. Clinical practice experiences for APRN programs took place in the clinical practice environment and ranged between 1020 and 2780 for total clinical practice hours required for degree completion.

Doctorate Degree Advanced Practice Registered Nurse Program	Semester Credit Hours Required for Degree Completion		
	Curriculum Course Types	Clinical Hours	Total for Degree
North Dakota State University <ul style="list-style-type: none"> • BSN to DNP Family Nurse Practitioner 	Core Graduate Specialty Practice Core	1020	86
University of Mary <ul style="list-style-type: none"> • BSN to DNP Family Nurse Practitioner 	Specialty	1180	86
University of North Dakota <ul style="list-style-type: none"> • BSN to DNP Nurse Anesthesia 	Specialty	2780	90

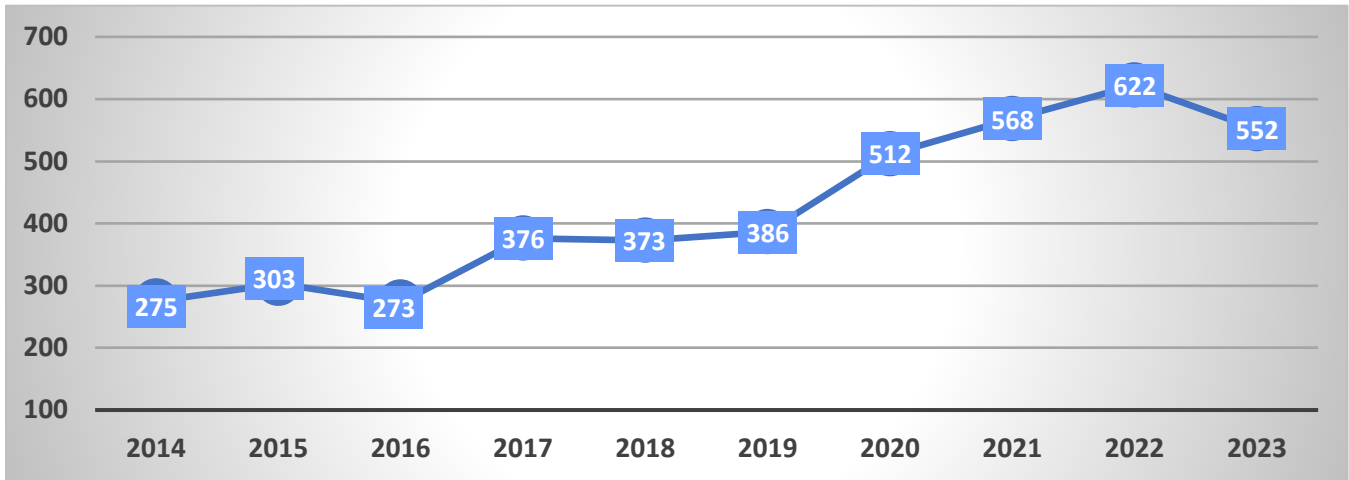
Program Enrollment

Advanced Practice Registered Nurse Program	2022-2023		2021-2022	2022-2023	
	Total Students	% Total Students	Total Students	Difference	% Change
Master's & Doctorate Degree Programs					
University of North Dakota Specialty: <ul style="list-style-type: none"> • MS Family Nurse Practitioner • MS Psychiatric-Mental Health Nurse Practitioner • MS Adult-Gerontology Primary Care Nurse Practitioner • BSN to DNP Nurse Anesthesia 	241 96 12 60 [409]				
North Dakota State University <ul style="list-style-type: none"> • BSN to DNP Family Nurse Practitioner 	52	9.42%	55	-3	-5.6%
University of Mary <ul style="list-style-type: none"> • BSN to DNP Family Nurse Practitioner 	91	16.49%	70	+21	+26.1%
Total	552	100%	622	-70	-12%

Student Enrollment Percentage by APRN Program



Ten Year Student Enrollment Trend for APRN Programs



Advanced Practice Registered Nurse Student Characteristics

Most advanced practice registered nurse students in FY 2022-2023 were reported as being in the age range of 30-41 years old. The average age for APRN students has not been reported in past years.

Advanced Practice Registered Nurse Program	Average Student Age
University of North Dakota Specialty: <ul style="list-style-type: none"> MS Family Nurse Practitioner MS Psychiatric-Mental Health Nurse Practitioner MS Adult-Gerontology Primary Care Nurse Practitioner BSN to DNP Nurse Anesthesia 	
North Dakota State University <ul style="list-style-type: none"> BSN to DNP Family Nurse Practitioner 	
University of Mary <ul style="list-style-type: none"> BSN to DNP Family Nurse Practitioner 	
Average Age All APRN Students	35

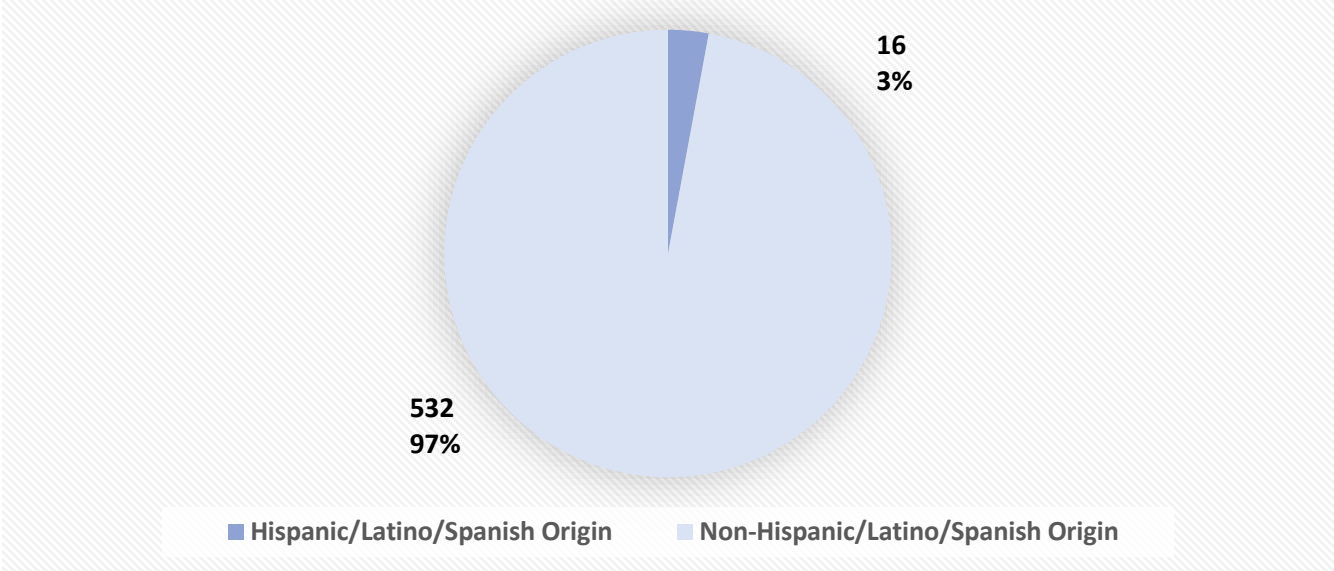
Student racial composition for APRN students was reported as White, 80%. Programs in ND continue to be challenged with increasing racial diversity of students enrolled. Student racial composition has not been reported for APRN students in past years.

APRN Program	Racial Composition							
	American Indian/ Alaska Native	Asian	Black/ African American	Native Hawaiian/ Other Pacific Islander	White	Multi-Racial	Other/ Unknown Not Reported	Total Students Reported
University of North Dakota Specialty:								
• MS Family Nurse Practitioner	9	8	11	1	196	14	2	241
• MS Psychiatric-Mental Health Nurse Practitioner	1	3	21	0	65	5	1	96
• MS Adult-Gerontology Primary Care Nurse Practitioner	1	0	3	0	8	0	0	12
• BSN to DNP Nurse Anesthesia	0	1	3	0	55	1	0	60
North Dakota State University								
• BSN to DNP Family Nurse Practitioner	3	2	2	0	45	0	0	52
University of Mary								
• BSN to DNP Family Nurse Practitioner	1	1	2	1	57	3	8	73
Total	15	15	42	2	426	23	11	534
Percentage	2.8%	2.8%	7.9%	0.4%	80%	4.3%	2.1%	100%

Student ethnic composition for APRN students has not been reported in prior annual education reports. Most advanced practice registered nurse students were reported as being Non-Hispanic or Latino or Spanish in origin. Not all students' ethnicity was reported by programs.

Advanced Practice Registered Nurse Program	Ethnic Composition	
	Hispanic/Latino/ Spanish Origin	Non- Hispanic/Latino /Spanish Origin
University of North Dakota Specialty: <ul style="list-style-type: none"> • MS Family Nurse Practitioner • MS Psychiatric-Mental Health Nurse Practitioner • MS Adult-Gerontology Primary Care Nurse Practitioner • BSN to DNP Nurse Anesthesia 	9 3 0 2	232 93 8 58
North Dakota State University BSN to DNP Family Nurse Practitioner	0	52
University of Mary BSN to DNP Family Nurse Practitioner	2	89
Total	16	532

Student Ethnic Composition Percentage for APRN Programs



Student gender for APRN students has not been reported in prior annual education reports. Most advanced practice registered nurse students were reported as being Female, 85%. Not all students' gender was reported by programs.

Advanced Practice Registered Nurse Program	Gender			
	Female	Male	Other	Total Students
University of North Dakota Specialty:				
• MS Family Nurse Practitioner	222	19	0	241
• MS Psychiatric-Mental Health Nurse Practitioner	77	19	0	96
• MS Adult-Gerontology Primary Care Nurse Practitioner	10	0	0	10
• BSN to DNP Nurse Anesthesia	36	24	0	60
North Dakota State University BSN to DNP Family Nurse Practitioner	46	6	0	52
University of Mary BSN to DNP Family Nurse Practitioner	79	12	0	91
Total	470	80	0	550
Percentage	85%	15%	0%	100%

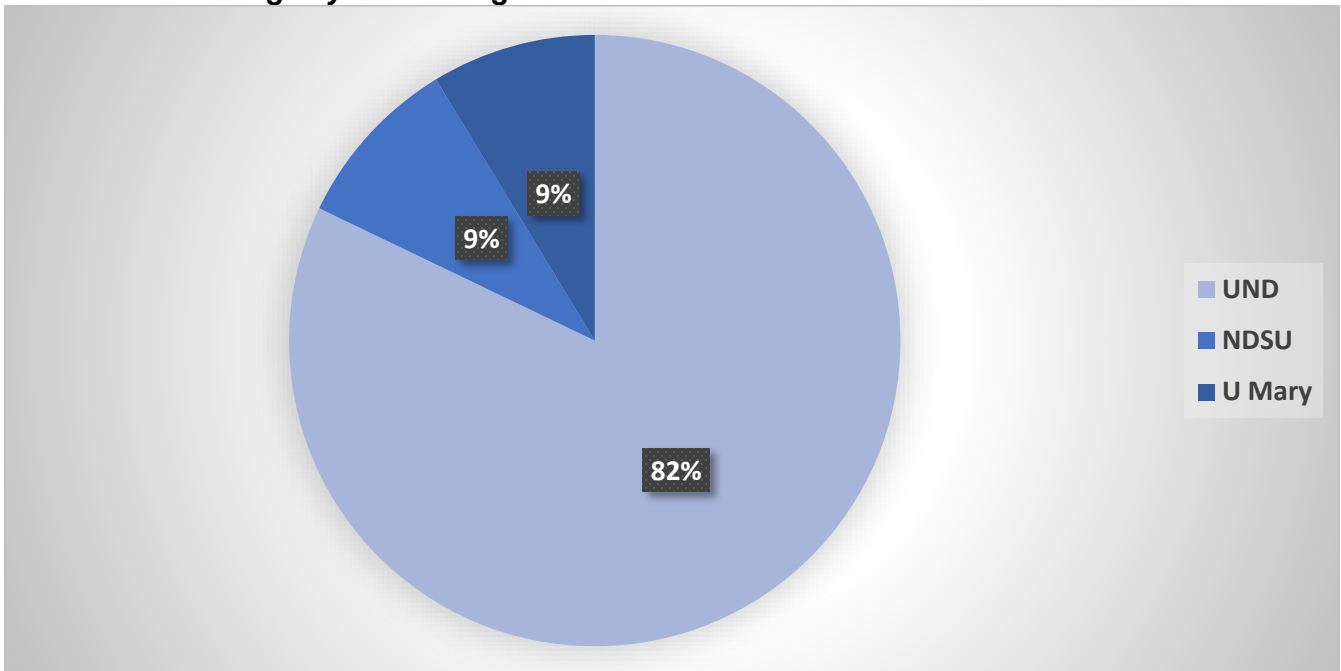
Program Graduates

Master's and Doctorate Degree Advanced Practice Registered Nurse Programs reported a total of 207 students that graduated FY 2022-2023. That reflects a 60.47% increase from the previous fiscal year.

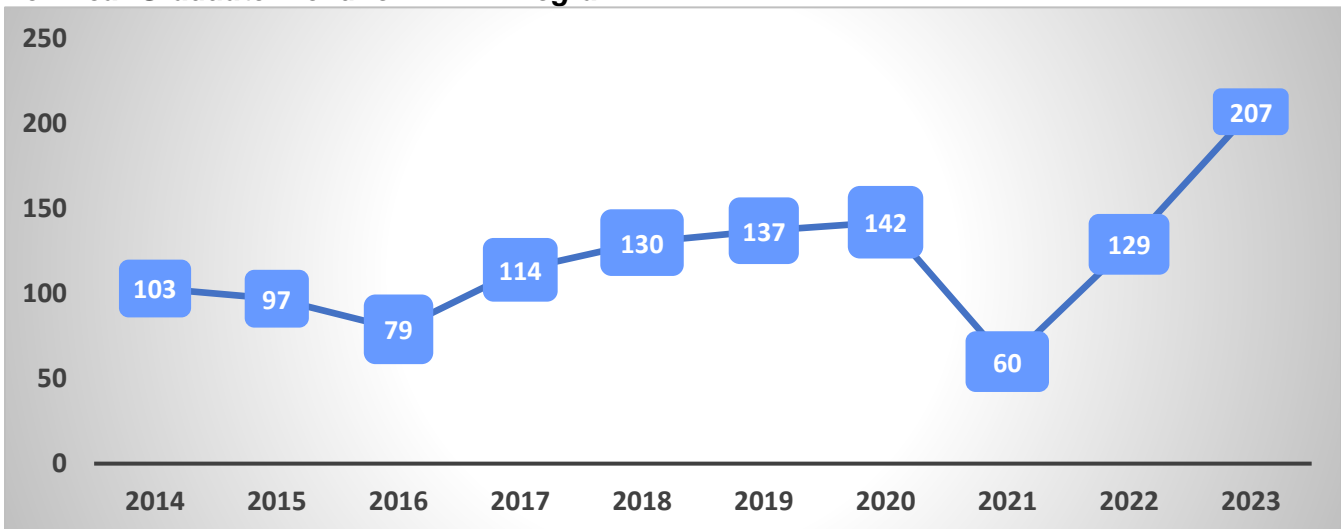
Master's & Doctorate Degree Advanced Practice Registered Nurse Program	2022-2023		2021-2022	2022-2023	
	Total Graduates	% Total Graduates	Total Graduates	Difference	% Change
University of North Dakota Specialty:					
• MS Family Nurse Practitioner	84				
• MS Psychiatric-Mental Health Nurse Practitioner	54				
• MS Adult-Gerontology Primary Care Nurse Practitioner	18				
• BSN to DNP Nurse Anesthesia	14				
	[170]	82.13%	[89]	+81	+62.5%

North Dakota State University <ul style="list-style-type: none"> • BSN to DNP Family Nurse Practitioner 	19	9.18%	19	None	0%
University of Mary <ul style="list-style-type: none"> • BSN to DNP Family Nurse Practitioner 	18	8.70%	21	-3	-15.4%
Total	207	100%	129	+78	+46.4%

Graduate Percentage by APRN Program



Ten Year Graduate Trend for APRN Program



Graduates by APRN Specialty

Master's or Doctorate Degree Program	DNP		MSN	Total
	Family Nurse Practitioner	Nurse Anesthesia	Family Nurse Practitioner. Psych-Mental Health. Adult-Gerontology Primary Care	
North Dakota State University	19	0	0	19
University of Mary	18	0	0	18
University of North Dakota	0	14	156	170
Total	37	14	156	207

Advanced Practice Registered Nurse Certification Exam First-Time Tester Pass Rates

University of North Dakota	Advanced Practice Certification Designation	Certification Organization	2018	2019	2020	2021	2022	5-Year Cumulative Pass Rate
MS Program	Adult-Gerontology Primary Care NP	ANCC	(0/0) N/A	(0/0) N/A	(0/0) N/A	(0/0) N/A	(4/4) 100%	(4/4) 100%
MS Program	Adult-Gerontology Primary Care NP	AANPBC	(12/11) 92%	(19/18) 95%	(8/6) 75%	(2/0)* Passed # NR	(20/19) 95%	(59/54) 92%
MS Program	Family NP	ANCC	(4/4) 100%	(0/0) N/A	(0/0) N/A	(0/0) N/A	(8/0)* Passed # NR	(4/4) 100%
MS Program	Family NP	AANPBC	(32/31) 97%	(38/36) 95%	(34/31) 91%	(3/2) 67%	(70/58) 83%	(177/158) 89%
MS Program	Psychiatric-Mental Health NP	ANCC	(14/14) 100%	(20/19) 89%	(22/21) 95%	(12/12) 100%	(14/11) 91%	(82/77) 94%
BSN to DNP Program	CRNA	NBCRNA	(15/15) 100%	(15/15) 100%	(0/0) N/A	(13/10) 77%	(14/8) 57%	(57/48) 84%

Key: ANCC= American Nurses Credentialing Center; AANPBC = American Academy of Nurse Practitioners Board Certification; NBCRNA – National Board on Certification and Recertification o Nurse Anesthetists.

North Dakota State University	Advanced Practice Certification Designation	Certification Organization	2018	2019	2020	2021	2022	5-Year Cumulative Pass Rate
BSN to DNP Program	Family NP	ANCC	(15/15) 100%	(15/15) 100%	(14/14) 100%	(15/15) 100%	(19/19) 100%	(78/78) 100%

University of Mary	Advanced Practice Certification Designation	Certification Organization	2018	2019	2020	2021	2022	5-Year Cumulative Pass Rate
BSN to DNP Program	Family NP	AANPBC	(25/25) 100%	(23/22) 96%	(19/18) 95%	(17/16) 94%	(24/23) 96%	(108/104) 96%
BSN to DNP Program	Family NP	ANCC	(0/0) N/A	(0/0) N/A	(0/0) N/A	(0/0) N/A	(4/3) 75%	(4/3) 75%

Advanced Practice Registered Nurse Program Faculty

Respondents were asked to provide the number of full-time, part-time, and clinical adjunct faculty employed by the program. Full-time equivalent (FTE) faculty are expected to work at least 37.5 hours per week and to teach, participate in curriculum development, hold office hours for student advisement, attend faculty meetings, participate in campus-wide events, attend professional development events, take part in scholarly activities and other responsibilities as defined by institutional policy. Part-time faculty work less than 37.5 hours per week and are responsible for assuming teaching responsibilities, usually collaborating with full-time faculty. Clinical adjunct faculty are responsible for teaching in the clinical practice environment under the direction of full-time and part-time faculty.

Advanced Practice Registered Nurse Program	Full-time	Part-time	Clinical Adjunct	Total Faculty	*Total FTE for all Programs
University of North Dakota Specialty: <ul style="list-style-type: none"> • MS Family Nurse Practitioner • MS Psychiatric-Mental Health Nurse Practitioner • MS Adult-Gerontology Primary Care Nurse Practitioner • BSN to DNP Nurse Anesthesia 	7	11	0	18	43.0
North Dakota State University <ul style="list-style-type: none"> • BSN to DNP Family Nurse Practitioner 	8	0	0	8	45.38

University of Mary • BSN to DNP Family Nurse Practitioner	3	12	4	19	23.61
Total	25	28	4	57	111.99

*Combined FTE for all programs offered by each institution, not exclusively the APRN program.

Faculty Position Vacancies

APRN Program	Total # Full-time Faculty Vacancies	Total # Part-time Faculty Vacancies
University of North Dakota Specialty: • MS Family Nurse Practitioner • MS Psychiatric-Mental Health Nurse Practitioner • MS Adult-Gerontology Primary Care Nurse Practitioner • BSN to DNP Nurse Anesthesia	0 0 0 0	0 0 1 0
North Dakota State University • BSN to DNP Family Nurse Practitioner	0	0
University of Mary • BSN to DNP Family Nurse Practitioner	0	0
Total	0	1

*Combined faculty vacancies for all programs offered by each institution, not exclusively the APRN program.

Faculty Characteristics

Faculty Age Groups	Number of Faculty
Below 30 years	1
30-39 years	12
40-49 years	18
50-59 years	14
60 years and above	11
Total	56

Combined full-time and part-time faculty numbers.

Faculty Racial Composition	Number of Faculty
American Indian/Alaska Native	1
Asian	0
Black/African American	2
Native Hawaiian/Other Pacific Islander	0
White	50
Hispanic	0
Other/Unknown/Not Reported	2
Total	55

Combined full-time and part-time faculty numbers.

Faculty Gender	Number of Faculty
Male	11
Female	44
Other	0
Total	55

Combined full-time and part-time faculty numbers.

Highest Academic Achievement of Faculty

The highest academic achievement of full-time and part-time faculty are displayed in the tables below. The majority of full-time faculty, 99.08%, hold a graduate degree in nursing. Similarly, 92.19% of part-time faculty hold a graduate degree. Faculty that do not hold a graduate degree in nursing are utilizing the NDAC Faculty Developmental Program rules requiring them to be enrolled in graduate programs, and making progress toward degree completion. Information required for each academically unqualified faculty member must be provided to the NDBON by the nurse administrator Tri annually, October 1st, February 1st, and June 1st each fiscal year.

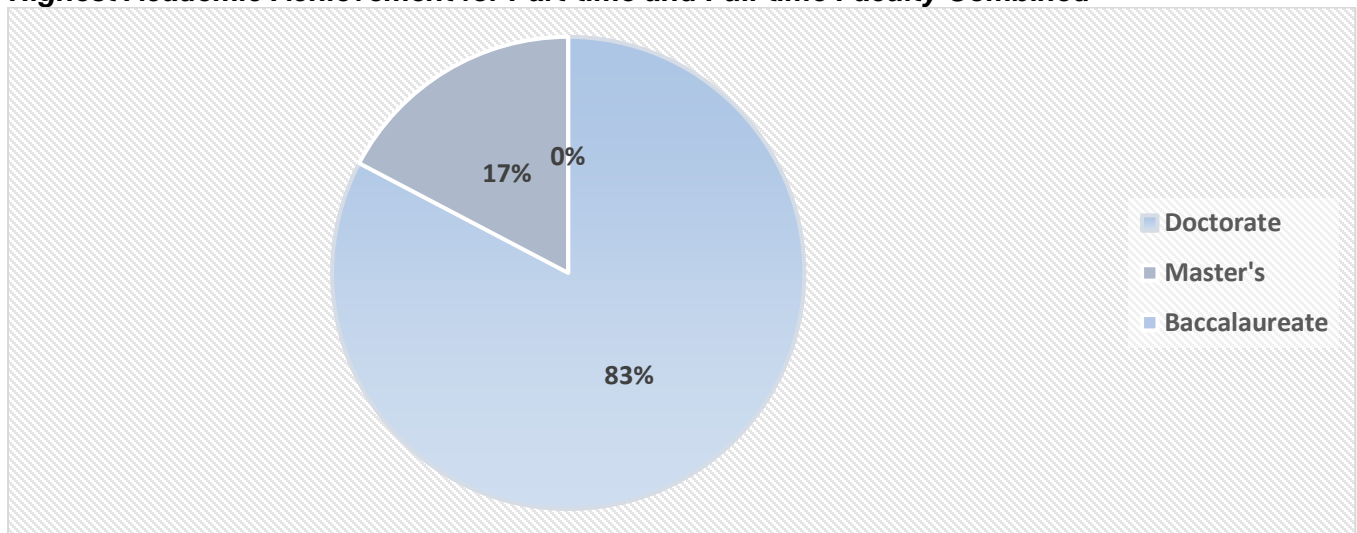
Full-time Faculty Highest Academic Achievement

Advanced Practice Registered Nurse Program	BSN	MSN	Doctorate	Total # Full-time Faculty
University of North Dakota Specialty:				
• MS Family Nurse Practitioner	0	0	7	14
• MS Psychiatric-Mental Health Nurse Practitioner	0	1	2	
• MS Adult-Gerontology Primary Care Nurse Practitioner	0	0	1	
• BSN to DNP Nurse Anesthesia	0	0	3	
North Dakota State University				
• BSN to DNP Family Nurse Practitioner	0	0	8	8
University of Mary				
• BSN to DNP Family Nurse Practitioner	0	0	3	3
Total	0	1	24	25

Part-time Faculty Highest Academic Achievement

Advanced Practice Registered Nurse Program	BSN	MSN	Doctorate	Total # Part-time Faculty
University of North Dakota Specialty: <ul style="list-style-type: none"> • MS Family Nurse Practitioner • MS Psychiatric-Mental Health Nurse Practitioner • MS Adult-Gerontology Primary Care Nurse Practitioner • BSN to DNP Nurse Anesthesia 	0	3	8	16
	0	1	1	
	0	2	0	
	0	0	1	
North Dakota State University <ul style="list-style-type: none"> • BSN to DNP Family Nurse Practitioner 	0	0	0	0
University of Mary <ul style="list-style-type: none"> • BSN to DNP Family Nurse Practitioner 	0	2	9	11
Total	0	8	19	27

Highest Academic Achievement for Part-time and Full-time Faculty Combined



Programs Utilizing Faculty Developmental Program (FDP) Rules Fiscal Year 2022-2023

Fall – October 1, 2022

Program	Faculty Numbers		FTE Numbers		
	Total Number of Faculty	Faculty Participating in FDP	Total FTE (FT & PT combined)	FTE Participating in FDP	FTE Percentage Participating in FDP
North Dakota State University (BSN & Graduate Programs; 2 sites)	38 FT & 21 PT =59	28	45.378	4.35	9.59%
North Dakota State College of Science (PN & RN Programs)	10 FT & 6 PT =16	3	12.23	0.66	5.40 %
University of North Dakota (BSN & Graduate Programs)	29 FT & 57 PT =86	6	43.0	1.0	2.3%
Dakota Nursing Program Consortium (DCB, LRSC, BSC & WSC) *Four college partners, each with a PN & RN Program	31 FT and 22 PT = 53	8	37.25	4.0	10.70%
*DNPC Bismarck State College	6 FT and 12 PT = 18	0	9.2	0	0%
*DNPC Dakota College at Bottineau	9 FT and 4 PT = 13	1	10.25	1.0	9.8%
*DNPC Lake Region State College	11 FT and 3 PT = 11	2	12.0	2.0	16.6%
*DNPC Williston State College	5 FT and 3 PT = 8	1	5.8	1.0	17.2%
Minot State University	15 FT & 6 PT= 21	1	18.08	1.0	5.53%
University of Mary (BSN & Graduate Programs)	19.5 FT & 4.11 PT = 23.61	3	23.61	1.72	7.29%
Rasmussen University (BSN Program)	1 FT & 14 PT = 15	1	3.82	1.0	26%
Dickinson State University (ASPN & BSN Programs)	6 FT & 5 PT = 11	1	9.35	0.20	2.14%
Total		51		13.93	

Spring – February 1, 2023

Program	Faculty Numbers		FTE Numbers		
	Total Number of Faculty	Faculty Participating in FDP	Total FTE (FT & PT combined)	FTE Participating in FDP	FTE Percentage Participating in FDP
North Dakota State University (BSN & Graduate Programs; 2 sites)	38 FT & 21 PT =59	27	45.38	3.08	6.79%
North Dakota State College of Science (PN & RN Programs)	10 FT & 6 PT =16	3	12.23	0.92	7.52%
University of North Dakota (BSN & Graduate Programs)	29 FT & 57 PT =86	3	43.0	1.0	2.33%
Dakota Nursing Program Consortium (DCB, LRSC, BSC & WSC) *Four college partners, each with a PN & RN Program	28 FT 24 PT =52	4	34.05	3.2	9.40%
*DNP Bismarck State College	6 FT 12 PT =18	1	9.05	0.2	2.20%
*DNP Dakota College at Bottineau	8 FT 4 PT =12	0	8.95	0	0%
*DNP Lake Region State College	10 FT 4 PT =14	2	11.15	2.0	18.0%
*DNP Williston State College	4 FT 4 PT =8	1	4.9	1.0	20.4%
Minot State University	15 FT & 6 PT= 21	1	18.08	1.0	5.53%
University of Mary (BSN & Graduate Programs)	19.5 FT & 4.11 PT = 23.61	4	23.61	1.52	6.43%
Dickinson State University (ASPN & BSN Programs)	6 FT & 5 PT = 11	1	9.35	0.20	2.14%
University of Jamestown (BSN Program)	7 FT & 5 PT= 12	2	8.0	0.40	5.0%
Total		49		11.32	

Summer – June 1, 2023

Program	Faculty Numbers		FTE Numbers		
	Total Number of Faculty	Faculty Participating in FDP	Total FTE (FT & PT combined)	FTE Participating in FDP	FTE Percentage Participating in FDP
North Dakota State University (BSN & Graduate Programs; 2 sites)	38 FT & 21 PT =59	6	45.38	0.84	1.85%
Dakota Nursing Program Consortium (DCB, LRSC, BSC & WSC) *Four college partners, each with a PN & RN Program	27 FT 25 PT =52	4	33.42	3.2	9.6%
*DNPC Bismarck State College (PN & RN Programs)	5 FT 13 PT =18	1	8.55	0.2	2.3%
*DNPC Dakota College at Bottineau (PN & RN Programs)	8 FT 3 PT =11	0	8.6	0	0
*DNPC Lake Region State College (PN & RN Programs)	10 FT 4 PT =14	2	11.07	2	18.1%
*DNP Williston State College (PN & RN Programs)	4 FT 5 PT =9	1	4.2	1	23.8%
Minot State University	15 FT & 6 PT = 21	1	18.08	1.0	5.53%
University of Mary (BSN & Graduate Programs)	19.5 FT & 4.11 PT = 23.61	4	23.61	0.32	1.36%
Total		19		5.36	

Programmatic Summaries by Institution

Dakota Nursing Program Consortium

Programs offered: Certificate Practical Nurse and Associate of Applied Science Registered Nurse located at the following partner institutions: Bismarck State College, Bismarck, ND; Lake Region State College, Devils Lake, ND; Dakota College at Bottineau, Bottineau, ND; and Williston State College, Williston, ND.

Consortium Director: Julie Traynor, MS, RN, CNE

Partner Institution Nurse Administrators:

Bismarck State College: Andrea Paulson, MSN, RN, CNE

Lake Region State College: Karen Clementich, MS, RN

Williston State College: Gail Raasakka, MSN, RN, CNE

Dakota College at Bottineau: Paige Baade, MSN, RN

Major Programmatic Change Requests and Notifications in compliance with NDAC 54-03.2-06-02:

- April 2023 the Board approved the request for deletion of the satellite site in Jamestown, ND for the Dakota Nursing Program Consortium, Dakota College at Bottineau, practical nurse program.
- April 2023 the Board approved Request for addition of the satellite site in Jamestown, ND for the Dakota Nursing Program Consortium, Lake Region State College, practical nurse program.
- April 2023 the Board approved request for addition of the satellite site in Hettinger, ND for the Dakota Nursing Program Consortium, Bismarck State College, associate degree RN program.

Program Survey/Compliance Reports:

- The most recent program survey conducted by the ND Board of Nursing was an onsite survey in April 2019. The Board granted continued full program approval for each of the partner institutions through April 2024. The next program survey is scheduled to be on-site in spring 2024.
- See Innovative Educational Model update below addressing compliance with progress reports for Innovative Model approved Apprenticeship Programs.

Budget Overview: The Certificate Practical Nurse and Associate of Science Registered Nurse Program budgets for each of the partner institutions are combined for this report.

- BSC-Overall Total PN & ADN: \$791,487. Salary \$688,717. Operations \$95,786. Capital \$6,984.
- DCB-Overall Total PN & ADN: \$1,098,797. Salary \$818,721. Operations \$280,076. No capital expenditure reported.
- LRSC-Overall Total PN & ADN: \$1,293,273. Salary \$1,166,812. Operations \$126,461. No capital expenditure reported.
- WSC-Overall Total PN & ADN: \$747,704.43. Salary \$635,109.59. Operations \$112,594.84. No capital expenditure reported.

Innovative Educational Model/Approach:

January 2021 the Board approved the Dakota Nursing Program Consortium partner, Lake Region State College (LRSC) application for an Innovative Educational Model/Approach of a Nurse Apprenticeship Program for the Practical Nursing Certificate and Associate of Applied Science in Nursing Programs through January 2022. Implementation of the PN Nurse Apprenticeship Program was proposed to begin fall 2021 and the RN Apprenticeship Program to begin fall 2022.

Initial approval of the Innovative Model required the program's nurse administrator to submit a progress report bi-annually for continued approval of the Model. The reports were required to provide evidence that desired outcomes are being met, and public protection was not compromised. Progress reports were required to conform to the criteria set forth in the evaluation plan for the Nurse Apprenticeship Program.

Progress reports were submitted to the NDBON as required July 1, 2022, and January 5, 2023. The July 2022 progress report described the work accomplished to secure facility partners and affiliation agreements, as well as an update on student progress and enrollment in the apprenticeship programs. The January 2023 progress report detailed efforts to enroll student nurse participants and form partnerships with healthcare organizations to further advance the apprenticeship programs.

The NDBON found the progress updates met the reporting requirements and in January 2023 granted continued approval of the Innovative Model through January 2024, with biannual reports due on June 30, 2023, and December 15, 2023. The biannual program progress reports provided information about ongoing implementation efforts and did not indicate that students were adversely impacted by the innovation. Therefore, the program has not been required to provide documentation of corrective measures undertaken and their effectiveness.

Comments:

The Dakota Nursing Program Consortium consists of four partner institutions, Bismarck State College, Williston State College, Dakota College at Bottineau, and Lake Region State College, each which offer the certificate practical nurse and associate degree registered nurse programs at their institution. In addition to the programs being available at each of the partner institutions, Dakota Nursing Program Consortium offers the programs via satellite sites in many rural communities throughout North Dakota.

The Certificate Practical Nurse Program has satellite sites in Ashley, Hazen, Harvey, Hettinger, Jamestown, Valley City, Minot, Mayville, Grand Forks, Tioga, Garrison, and Watford City. The Associate Degree Registered Nurse Program has satellite sites in Ashley, Harvey, Valley City, Minot, Mayville, Grand Forks, and Garrison. During this FY Dakota Nursing Program Consortium associate degree registered nurse program added an additional program satellite site in Hettinger.

Dickinson State University

Programs offered: Associate in Applied Science in Practical Nursing (AASPN) and Bachelor of Science in Nursing Completion (practical nurse to registered nurse) located in Dickinson, ND.

Nurse Administrator: Lucy Meyer, DNP, RN

Major Programmatic Change Requests and Notifications in compliance with NDAC 54-03.2-06-02:

- None

Program Survey/Compliance Reports:

- The most recent program survey conducted by the ND Board of Nursing was an onsite hybrid survey in September and October 2021. The Board granted continued full program approval through January 2027. The next program survey is scheduled to be a paper/interim survey in October 2026.

Budget Overview: The Associate in Applied Science in Practical Nursing and Bachelor of Science in Nursing Completion program budgets are combined for this report since separate budgets do not exist for the Department of Nursing.

Overall Total: \$811,485. Salaries: \$766,672. Operations \$44,813. No capital expenditure reported.

Minot State University

Program offered: Traditional Bachelor of Science in Nursing (BSN) located in Minot, ND.

Nurse Administrator: Amy Lee, MSN, RN, CNE (Interim 2-11-2022; Permanent appointment 9-8-2022)

Major Programmatic Change Requests and Notifications in compliance with NDAC 54-03.2-06-02:

- None

Program Survey/Compliance Reports:

- The most recent program survey conducted by the ND Board of Nursing was a paper/interim program survey in February and March 2021. The Board granted continued full program approval through April 2026. The next program survey is scheduled to be an onsite survey of the program in February 2026.

Budget Overview:

Overall Total: \$1,432,534. Salaries: \$1,405,638. Operations \$26,896. No capital expenditure reported.

North Dakota State College of Science

Programs offered: Associate in Applied Science Practical Nursing (AASPN), Diploma Practical Nursing, Associate in Science in Nursing (ASN) to Registered Nurse Completion, Associate in Applied Science (AAS) Registered Nurse, and LPN to RN Associate in Applied Science Program located in Wahpeton, ND.

Nurse Administrator: Debra Smith, MSN, RNC-NIC

Major Programmatic Change Requests and Notifications in compliance with NDAC 54-03.2-06-02:

- July 2022 the Board approved the request for addition of a permanent satellite site in Fargo, ND for the North Dakota State College of Science, Department of Nursing, AASPN program.
- January 2023 the Board approved the request for the addition of a LPN to RN AAS degree, for North Dakota State College of Science associate degree RN programs.
- January 2023 the Board approved the request for change of a degree offered, the AAS practical nursing degree to Diploma practical nursing degree, overall curriculum design revisions, and change in overall credit hours (reduction to 42 credits) required for program completion for North Dakota State College of Science, PN programs.

Program Survey/Compliance Reports:

- The most recent program survey conducted by the ND Board of Nursing was an onsite/virtual survey in February 2021. The Board granted continued full program approval through April 2026. The next program survey is scheduled to be a paper/interim survey in February 2026.

- July 2022 the nurse administrator submitted a progress report as required related to the programs NCLEX-RN pass rate below the required 80% minimum standard for two consecutive years. The progress report described continued consistent efforts to ensure the quality of instruction, and implementation of comprehensive program evaluation (CPE) for each student. All NCLEX prep policies and procedures were followed fall and spring semesters with review courses held in-person in May. NCLEX third quarter (July 2022-March 2023) report available to review current pass rate. The NDBON found the progress report met reporting requirements and required quarterly progress reports October 2022, January April, and July 2023.
- October 2022 the nurse administrator submitted a progress report as required related to the programs NCLEX-RN pass rate below the required 80% minimum standard for two consecutive years. The report described continued consistent efforts by the nurse administrator to connect with faculty and program coordinators and provide mentoring and NCLEX prep resources woven throughout curriculum. NCLEX-RN first time tester pass rates for the program for FY 2021-2022 were 81.48%, above the minimum standard. The NDBON found the progress report met reporting requirements and required quarterly progress reports January, April, and July 2023.
- January 2023 the Nurse Administrator submitted a progress report addressing the issue of continued compliance with NDAC 54-03.2-07-01. Performance of Graduates on Licensing Exam. The NDBON found the progress report met reporting requirements and required quarterly progress reports to the Board addressing the deficiency of non-compliance March 31st, and June 30th, 2023.
- April 2023 the Nurse Administrator submitted a progress report addressing the issue of continued compliance with NDAC 54-03.2-07-01. Performance of Graduates on Licensing Exam. The NDBON found the progress report met reporting requirements and required quarterly progress reports to the Board addressing the deficiency of non-compliance June 30th, 2023.

Compliance Issues with NDAC54-03.2:

October 2021 the Board was made aware of the NDSCS AD RN Programs FY 2020-2021 NCLEX pass rate of 69.05%. The programs NCLEX pass rate for FY 2019-2020 was 75%, making that the second consecutive year that NCLEX pass rates were below the required 80% minimum standard.

Violation of **NDAC 54-03.2-07-01.1 Performance of Graduates on Licensing Examination** requires a program to submit a plan to the Board identifying possible contributing factors that affected the pass rates and how the identified deficiencies will be corrected. The nurse administrator, Ms. Deb Smith, submitted a detailed report.

Contributing factors identified by Board staff and nurse administrator include:

- New Leadership for the programs beginning January 2020 due to retirement. Mentoring providing during transition from former to current nurse administrator. Succession planning was supported by institutional leadership.
- New coordinator for the associate degree RN programs beginning fall 2021. Issues identified with previous coordinator through the programs' systematic evaluation process.
- One faculty member was dismissed, and another hired for associate degree RN programs beginning fall 2021. Issues identified with a faculty member through the programs' systematic evaluation process.
- COVID-19 pandemic forced nursing courses to move to online format unexpectedly within weeks of new leader assuming role. Classes moved back to in-person learning fall 2020.

The NDBON found the program in partial compliance with NDAC 54-03.2. Standards for Nursing Education Programs; and accepted the Programs' plan addressing the deficiency of non-compliance with NDAC 54-03.2-07-01. The NDBON required the Programs' Nurse Administrator to submit quarterly

progress reports addressing the deficiency of non-compliance to the Board and moved to continue full approval of the program.

Budget Overview: The Associate in Applied Science Practical Nursing (AASPN), Associate in Science in Nursing (ASN) to Registered Nurse Completion, and Associate in Applied Science (AAS) Registered Nursing budgets are combined for this report since separate budgets do not exist for the Department of Nursing.

Overall Total: \$1,228,187. Salaries: \$1,222,518. Operations \$5,669. No capital expenditure reported.

North Dakota State University

Programs offered: Traditional Bachelor of Science in Nursing (BSN), LPN to BSN, BSN to Doctor of Nursing Practice (DNP), Family Nurse Practitioner with sites located in Fargo, and Bismarck, ND.

Nurse Administrator: Carla Gross, PhD, RN

Bismarck Site Program Director: Charys Kunkel, MSN, RN

Major Programmatic Change Request and Notifications in compliance with NDAC 54-03.2-06-02:

- July 2022 the Board approved the request from North Dakota State University, School of Nursing, BSN Program, for the addition of courses NURS 150, NURS 230, and deletion of courses CHP190, NURS 210.
- July 2022 the Board approved the request from North Dakota State University, School of Nursing, Doctor of Nursing Practice, Family Nurse Practitioner Program, for the deletion of current course NURS 801, and addition of a new course NURS 828.

Program Survey/Compliance Reports:

- The ND Board of Nursing conducted an onsite/virtual survey of the programs in March and April 2022 for consideration of continued full approval. The Board granted continued full program approval of all graduate and undergraduate nursing programs through July 2027. The next program survey is scheduled to be a paper/interim survey in March/April 2027.

Budget Overview: The Baccalaureate and Doctor of Nursing practice program budgets for both the Fargo and Bismarck campuses are combined for this report since separate budgets do not exist for the School of Nursing. The operations budget does not include student fees or development funds.

Overall Total: \$6,844,904. Salaries: \$6,039,418. Operations \$805,486. No capital expenditure reported.

Rasmussen University

Programs offered: Bachelor of Science in Nursing (BSN), Traditional and Second Degree Accelerated Bachelor of Science in Nursing (A-BSN) located in Fargo, ND.

Nurse Administrator: Audrey Charchenko, DNP, RN, resigned. 7/19/2022; Joan Rich, DNP, RN, Interim, appointed 7/19/2022; Kayla Howard, DNP, RN, appointed 8/8/2022, resigned 5/15/2023; Beth Sanford, DNP, RN, CAN, CLC, Interim, appointed 5/15/2023

Major Programmatic Change Requests and Notifications in compliance with NDAC 54-03.2-06-02:

- July 2022 the Board reviewed the notification from the Rasmussen University, BSN Program, Fargo, ND, regarding a change in program administration, interim appointment of Joan Rich, DNP, RN, effective July 19, 2022, as nurse administrator.
- October 2022 the Board reviewed the notification from the Rasmussen University, BSN Program, Fargo, ND, regarding a change in program administration, appointment of, Kayla Howard, DNP, RN, as nurse administrator effective August 8, 2022.
- October 2022 the Board reviewed the follow-up response regarding background check policy.
- July 2023 the Board reviewed the notification from the Rasmussen University, BSN Program, Fargo, ND, regarding a change in program administration, interim appointment of, Beth Sanford, DNP, RN, CAN, CLC, effective May 15, 2023, as nurse administrator.

Program Survey/Compliance and Progress Reports:

- The most recent program survey conducted by the NDBON was an onsite/virtual survey in October 2020. The Board granted for the first time, full approval of the program through October 2025. The next program survey is scheduled to be an onsite survey in August 2025.

Budget Overview: The Fargo BSN Program's fiscal resources support all methods of delivery, including online and residential instruction. The School of Nursing has its own distinct budget within the University and the financial resources allocated to the Program are closely monitored as part of the University's overall fiscal annual budgeting process.

Overall Total: \$744,050. Salaries: \$446,250. Operations \$247,800. Capital expenditures \$50,000.

Sitting Bull College

Program offered: Associate of Science Practical Nurse (ASPN) located in Fort Yates, ND.

Nurse Administrator: Lindsey Helm, EdD, MSN, RN

Major Programmatic Change Requests and Notifications in compliance with NDAC 54-03.2-06-02:

- July 2022 the Board reviewed the notification from the Sitting Bull College, ASPN Program, regarding a change in delivery format of part of the program.

Program Survey/Compliance Reports:

- The most recent program survey conducted by the ND Board of Nursing was an onsite/virtual survey of the program in October 2020. The Board granted continued full program approval through January 2026. The next program survey is scheduled to be an onsite survey in October 2025.

Budget Overview: The ASPN program is funded primarily through grants. The Native American Career and Technical Education Program [NACTEP] grant provides most of the funding for salaries and supplies. Additional funding comes from Title II, general funds, academics, student fees, and the state of North Dakota through the Higher Education budget for the Nursing Consortium.

Overall Total: \$174,404. Salaries: \$165,951. Operations \$8,453. No capital expenditure reported.

University of Jamestown

Program offered: Bachelor of Science in Nursing (BSN) located in Jamestown, ND.

Nurse Administrator: Kimberly Ash, DNP, MS, RN

Major Programmatic Change Requests and Notifications in compliance with NDAC 54-03.2-06-02:

- None.

Program Survey/Compliance Reports:

- The most recent program survey conducted by the ND Board of Nursing was a paper/interim survey in fall 2019. The Board granted continued full program approval through January 2025. The next program survey is scheduled to be onsite in fall 2024.

Budget Overview:

Overall Total: \$680,752. Salaries: \$653,117. Operations \$27,044. Capital expenditures: \$591.

University of Mary

Programs offered: Bachelor of Science in Nursing (BSN and BAN), LPN to BSN Completion, accelerated 2nd Degree BSN, BSN to Doctor of Nursing Practice (DNP), Family Nurse Practitioner located in Bismarck, ND.

Nurse Administrator: Billie Madler, DNP, APRN, FNP-C, FAANP

Major Programmatic Change Requests and Notifications in compliance with NDAC 54-03.2-06-02:

- July 2022 the Board approved the request for a change in organizational structures affecting the Nursing Division for the University of Mary, Division of Nursing.
- July 2022 the Board approved the request for the deletion of current courses NUR 519, 562, 567, 569, 586, and addition of new courses NUR 522,524,561,563,526,527 for the University of Mary, Division of Nursing, DNP Nurse Practitioner Program.
- July 2022 the Board approved the request for addition of new course NUR 325 for the University of Mary, Division of Nursing, BSN Program.
- April 2023 the Board approved the request for overall curriculum design revisions and change in overall credit hours (reduction of 2 credits) required for program completion for the University of Mary, Division of Nursing, BSN programs.
- April 2023 the Board approved the request for the addition of new course NUR 853 for the University of Mary, Division of Nursing, DNP, Family Nurse Practitioner Program.
- April 2023 the Board approved the request for an enrollment increase of 40 seats for the University of Mary, Division of Nursing, BSN Programs.

Program Survey/Compliance Reports:

- The most recent program survey conducted by the ND Board of Nursing was an onsite hybrid survey in August and September 2021. The Board granted continued full program approval of all graduate and undergraduate nursing programs through January 2027. The next program survey is scheduled to be a paper/interim survey in October 2026.

Budget Overview: The budgets for the University of Mary, Division of Nursing undergraduate and graduate programs were reported separately, but historically have been reported as combined for this report. The budgets were reported separately beginning FY 2016-2017.

Overall Undergraduate Program Total: \$1,974,159. Salaries: \$1,747,861. Operations \$226,298. No capital expenditures were reported.

Overall Graduate Program Total: \$948,330. Salaries: \$891,705. Operations \$56,624. No capital expenditures were reported.

University of North Dakota

Programs offered: Traditional Bachelor of Science in Nursing (BSN), Master of Science (MS), Nurse Practitioner and Post Baccalaureate to Doctor of Nursing Practice (PB-DNP) Nurse Anesthesia located in Grand Forks, ND. Three master's degree level nurse practitioner specialties are offered, the Psychiatric Mental Health Nurse Practitioner. Adult-Gerontology Primary Care Nurse Practitioner, and Family Nurse Practitioner.

Nurse Administrator: Maridee Shogren, DNP, APRN, CNM, CLC

Major Programmatic Change Requests and Notifications in compliance with NDAC 54-03.2-06-02:

- July 2022 the Board found the progress report submitted by the University of North Dakota, CNDP, DON, post-baccalaureate Doctor of Nursing practice (PB-DNP) nurse anesthesia program regarding the exception to NDAC 54-03.2-04-08 Employment of Academically Unqualified Faculty met NDBON reporting requirements and continued to allow master's prepared CRNA's as PB-DNP NA faculty through July 2024 and required each to be enrolled in a doctoral program within one year of employment and complete a doctoral degree within 5 years, and the nurse administrator to submit requirements under NDAC 54-03.2-04-08.1 Faculty Developmental Program quarterly for each academically unqualified faculty member as evidence of compliance.
- January 2023 the Board reviewed the notification from the University of North Dakota, CNPD, DON, BSN MSN, and PB-DNP NA Programs, regarding the nurse administrator, Maridee Shogren, DNP, CNM, CLC, being appointed Dean of the CNDP effective December 1, 2022.

Program Survey/Compliance Reports:

The most recent program survey conducted by the ND Board of Nursing was an onsite/virtual survey in September and October 2020. The Board granted continued full program approval for all graduate and undergraduate nursing programs through January 2026. The next program survey is scheduled to be a paper/interim survey in October 2025.

Budget Overview: Salary total includes fringe benefits. The University of North Dakota, College of Nursing and Professional Studies undergraduate and graduate budgets are combined for this report. Salary data includes fringe benefits. The university changed budget models in 2019. This budget is consistent with previous years' reporting and does not include amounts paid for grant expenses, support unit costs and institutional contributions.

Overall Total: \$7,528,095. Salaries: \$7,267,414. Operations \$260,681. No capital expenditure reported.

Recognized Distance Nursing Education Programs

The North Dakota Board of Nursing (NDBON) adheres to a distance nursing education program recognition process. The process facilitates collaborations between the NDBON and distance nursing education programs and distance nursing refresher course providers seeking clinical placements of *pre-licensure* (LPN, RN, and APRN) students in ND facilities.

The following table displays the distance nursing education programs recognized by the ND Board of Nursing FY 2022-2023 (fall, spring, and summer semesters) for the purpose of utilization of ND clinical sites and preceptors for student clinical practice experiences. There were **43** out-of-state nursing education programs that requested and were granted recognition status for the FY. Only 7 recognized programs did request student placements in ND facilities during the FY.

<i>Nursing Education Program</i>	<i>Program Type</i>	<i>Officially requested recognition status and have met all Section 1 guideline requirements commensurate with degree level</i>	<i>Officially requested student placement in ND for clinical practice experiences and have met all Section 2 clinical practicum guideline requirements</i>
Bemidji State University, Bemidji, MN	BSN (RN) Program	X	X
Bethel University, St. Paul, MN	MSN Nurse Midwifery (APRN) program	X	X
Bradley University, Peoria, IL	DNP & MSN Nurse Practitioner (APRN) programs	X	X
Briar Cliff University Sioux City, IA	MSN Nurse Practitioner (APRN) Program	X	X
Chamberlain University, Downers Grove, IL	MSN Nurse Practitioner All Specialty Tracks (FNP, AGACNP, AGPCNP, PMHNP) & Post-Master's Certificate FNP, AGACNP, AGPCNP, PMHNP (APRN) programs	X	X
Clarkson College, Omaha, NE	MSN & BSN to DNP Nurse Practitioner (APRN) programs	X	X
Concordia College, Moorhead, MN	BAN (RN) programs	X	X
Concordia University Wisconsin, Mequon, WI	MSN Nurse Practitioner (APRN) programs	X	X
Creighton University, Omaha, NE	MSN and DNP Nurse Practitioner (APRN) programs	X	X
Eastern Kentucky University, Richmond, KY	MSN Nurse Practitioner (APRN) programs	X	
Frontier Nursing University, Hyden, KY	MSN Nurse Midwifery & Nurse Practitioner (APRN) programs	X	X
Georgetown University, Washington, DC	MSN Nurse Midwifery & Nurse Practitioner (APRN) programs	X	

Herzing University, Menomonee Falls, WI	MSN & Post Master's Certificate Nurse Practitioner (APRN) Programs	X	X
Johns Hopkins University, Baltimore, MD	MSN & Post Master's Certificate Nurse Practitioner (APRN) Programs	X	
Lake Area Technical College, Watertown, SD	Diploma (PN) program	X	X
Liberty University, Lynchburg, VA	MSN Nurse Practitioner (APRN) Programs	X	X
Loyola University New Orleans, New Orleans, LA	MSN-DNP, BSN-DNP, and MSN-FNP (APRN) Programs	X	
Maryville University, St. Louis, MO	MSN, Post-Graduate Certificate, & DNP Nurse Practitioner (APRN) programs	X	X
Minnesota State Community and Technical College, Moorhead, MN	Diploma (PN) and ADN (RN) programs	X	X
Minnesota State University Moorhead, Moorhead, MN	BSN (RN) program	X	X
Morningside University, Sioux City, IA	DNP, MSN, BSN to DNP Nurse Practitioner (APRN) Programs	X	
Mount Marty College, Sioux Falls, SD	Doctor of Nurse Anesthesia Practice and MSN Nurse Practitioner (APRN) programs	X	X
Nightingale College, Salt Lake City, UT	BSN (RN) program	X	
Northland Community and Technical College, East Grand Forks, MN	Diploma (PN) and Associate Degree Mobility Nursing (RN) programs	X	X
Northwestern Oklahoma State University, Alva, OK	BSN to DNP Family Nurse Practitioner (APRN) Program	X	X
Post University, Waterbury, CT	MSN Nurse Practitioner (APRN) programs	X	X
Presentation College, Aberdeen, SD	LPN to BSN Completion & Baccalaureate (RN) and MSN Family Nurse Practitioner programs	X	X
Purdue University Global, West Lafayette, IN	MSN & Post-Graduate Certificate Nurse Practitioner (APRN) programs	X	X
Rasmussen University, Moorhead Campus, Moorhead, MN	Diploma Practical Nursing (PN) and ADN (RN) programs; MSN, PMH Nurse Practitioner program	X	X
Regis College, Weston, MA	BSN to DNP & Post Graduate Certificate All Specialty Tracks Nurse Practitioner (APRN) Programs	X	X
St Ambrose University Davenport, IA	BSN (RN) Program	X	
Simmons University, Boston, MA	MSN Nurse Practitioner (APRN) programs	X	X
South Dakota State University, Brookings, SD	BSN (RN), MSN, Post-Master's Certificate and DNP Nurse Practitioner (APRN) programs	X	X
Spring Arbor University, Spring Arbor, MI	MSN, Nurse Practitioner (APRN) programs	X	X

Texas Wesleyan University, Ft. Worth, TX	Doctor of Nurse Anesthesia Practice (APRN) program	X	X
The College of St. Scholastica, Duluth, MN	BSN (RN), Post-Graduate Certificate & BS to DNP Nurse Practitioner (APRN) Programs	X	X
United States University, San Diego, CA (Aspen University, Denver, CO)	MSN Nurse Practitioner (APRN) programs	X	X
University of Cincinnati, Cincinnati, OH	MSN Nurse Practitioner (APRN) programs	X	X
University of Minnesota, Minneapolis, MN	DNP Nurse Practitioner, Nurse Midwifery, Nurse Anesthesia, Clinical Nurse Specialist (APRN) and BSN and MN (RN) programs	X	X
University of Missouri Kansas City, Kansas City, MO	MSN Nurse Practitioner (APRN) programs	X	X
University of South Alabama, Mobile, AL	MSN & BSN to DNP Nurse Practitioner (APRN) programs	X	X
Vanderbilt University, Nashville, TN	MSN, Post-Master's Certificate, and DNP Nurse Practitioner (APRN) programs	X	X
Walden University, Minneapolis, MN	MSN Nurse Practitioner (APRN) programs	X	X

No out-of-state Nurse Refresher Courses requested recognition by the NDBON during FY 2022-2023 for purposes of student placement in North Dakota for clinical practice experiences.

Recognized Distance Nursing Education Program Student Clinical Placements in North Dakota

The following table depicts the degree level and number of students placed in North Dakota healthcare facilities by recognized distance nursing education programs for the purpose of completing clinical practice experiences.

Distance Nursing Education Program Recognition 2022-2023						Change from 2021-2021	
	Fall 2022 # of Students	Spring 2023 # of Students	Summer 2023 # of Students	Total # of Students 2022-2023	Percent of Students Per Program Type	Total 2021-2022	Change in Student Numbers from 2021-2022
Degree offered							
Diploma LPN	147	142	3	292	23.36%	275	+17
AD, PN	0	0	0	0	0	0	No change
ADN RN	124	187	0	311	24.88%	308	+3
LPN to BSN, RN	0	0	0	0	0	3	-3
BSN, RN	141	210	112	463	37.04%	227	+236
MSN, NA	0	0	0	0	0	9	-9
MSN, APRN FNP/NNP WHNP/PMH AGPC	49	56	36	141	11.28%	131	+10
MSN, NM	1	1	0	2	0.16%	2	No change
DNP, FNP	7	7	3	17	1.36%	19	-2
DNAP	8	8	8	24	1.92%	18	+6
DNP, NM	0	0	0	0	0	2	-2
TOTAL	477	611	162	1,250		994	+256

Summaries of NDAC Related Approvals and Compliance Reports For Recognized Distance Nursing Education Programs

Concordia College, Moorhead, MN

Programs offered: Traditional Bachelor of Science in Nursing BSN and Bachelor of Arts in Nursing BAN; Second Degree BSN and BAN, located in Moorhead, MN.

Nurse Administrator: Stephen Stapleton, PhD, MS, RN, CEN, FAEN, retired 11//2022; Jack Rydell DNP, RN, CNE, interim, appointed 11/4/2022, permanent appointment 7/1/2023

Programmatic Requests:

- July 2022 the Board reviewed the notification from the recognized distance program, Concordia College, Moorhead, MN, BSN Program, regarding a change in program administration, interim appointment of Jack Rydell, DNP, RN, CNE, effective November 4, 2022, as nurse administrator.

Program Progress/Compliance Reports:

- July 2022 the NDBON found the progress report submitted by the Concordia College Baccalaureate Degree Nursing Program met the NDBON reporting requirements and provided evidence of substantial efforts made toward program compliance with 54-03.2-04-04. Baccalaureate or master's degree nurse education program faculty qualifications and 54-03.2-04-08. Employment of academically unqualified faculty. The nurse administrator is required to submit a progress report providing evidence of program compliance with 54-03.2-04-04. Baccalaureate or master's degree nurse education program faculty qualifications and 54-03.2-04-08. Employment of academically unqualified faculty by July 1, 2023.

Minnesota State University Moorhead, MN

Program offered: Traditional Bachelor of Science in Nursing (BSN) located in Moorhead, MN.

Nurse Administrator: Carol Roth, DNP, MS, RN, PHN, CNE

Programmatic Requests:

- July 2022 the NDBON approved the request from the Minnesota State University Moorhead, Minnesota Alliance for Nursing Education (MANE) BSN Program to allow the use of a BSN-prepared RN enrolled and making progress in a graduate program for clinical practice instruction Fall 2022 Semester as the program holds NDBON Annual Recognition, complies with NDCC 43-12.1-17. Nursing Education Programs, Section 1. and the request aligns with NDAC 54-03.2-04-08 Employment of Academically Unqualified Faculty, Subsection 3. Other Circumstances as Approved by the Board.
- October 2022 the NDBON approved the request from the Minnesota State University Moorhead, Minnesota Alliance for Nursing Education (MANE) BSN Program allowing the use of a BSN-prepared RN enrolled and making progress in a graduate program for clinical practice instruction Spring 2023 Semester as the program holds NDBON Annual Recognition, complies with NDCC 43-12.1-17. Nursing Education Programs, Section 1. and the request aligns with NDAC 54-03.2-04-08 Employment of Academically Unqualified Faculty, Subsection 3. Other Circumstances as Approved by the Board.

Program Progress/ Compliance Reports: None.

Addendum to the Report

Corrected Information NDBON Approved January 23, 2025

Practical Nurse Education Programs

Program Enrollment Capacity

Practical nurse programs in ND had 350 seats available and enrolled 268 new students during the 2022-2023 FY.

Practical Nurse Program	Seats Available	Number of New Students Enrolled
Certificate Programs		
Dakota Nursing Program at Bismarck State College	58	49
Dakota Nursing Program at Dakota College at Bottineau	64	33
Dakota Nursing Program at Lake Region State College	64	50
Dakota Nursing Program at Williston State College	40	28
Total	226	160
Associate Degree Programs		
Dickinson State University	50	45
North Dakota State College of Science	64	61
Sitting Bull College	10	2
Total	124	108
Certificate and Associate Degree Overall Total	350	268

Registered Nurse Education Programs

Program Enrollment Capacity

Registered nurse programs in ND had 1,039 seats available and enrolled 707 new students during the 2022-2023 FY.

Registered Nurse Program	Seats Available	Number of New Students Enrolled
Associate Degree Programs		
Dakota Nursing Program at Bismarck State College	46	42
Dakota Nursing Program at Dakota College at Bottineau	56	41
Dakota Nursing Program at Lake Region State College	48	30
Dakota Nursing Program at Williston State College	40	27
North Dakota State College of Science	54	53
Total	244	140
Baccalaureate Degree Programs		
Dickinson State University	32	17
Minot State University	48	48
North Dakota State University	297	206
Rasmussen University	48	26
University of Jamestown	108	67
University of Mary	134	-84
University of North Dakota	128	119
Total	795	567
Associate and Baccalaureate Overall Total	1,039	707